

Human Services Board

	<u>Page</u>
Human Services Department.....	1
Personnel Summary.....	9
Financial Summary.....	17
Administrator's Comments.....	25
Council on Aging.....	35
Personnel Summary.....	35
Financial Summary.....	36
Administrator's Comments.....	38

CHARTER

HUMAN SERVICES

ADMINISTRATION

The mission of the Human Services Department is to build upon the strengths of clients to encourage independence by providing quality services with respect for the dignity of all persons served. The central role of the Human Services administration is to assure integrity to the mission of the Department and the County, to oversee operations through leadership of an empowered Management Team and staff, to assure compliance with mandates, and to assure that services are delivered in a manner that is responsive to the needs of Human Services Department consumers.

Through the leadership of the Human Services Director and the assistance of two Deputy Directors, HSD Administration has responsibility for the following: strategic planning to assure goals are developed and outcomes achieved; budget development and management with attention to cost effective resource allocation to meet client needs; personnel management and responsiveness to the needs of Department employees; communication with and support of the Human Services Board and County Administration; collaboration with community partners; and information sharing with the public.

ADMINISTRATIVE SERVICES

The Administrative Services Division provides a wide array of support and fiscal oversight for the department. The Division is broken into three, main units.

Budget, Procurement & Program Monitoring: The key activities of this unit help to ensure fiscal and program objectives are being met through coordination and oversight of the Department's activities primarily in the areas of budgeting, provider contracts, grants, purchasing, and program monitoring.

Accounting: The Accounting Unit prepares and processes the HSD accounts payable, accounts receivable, bank reconciliations, billings, collection of accounts receivable, expense allocations, journal entries, protective payees, prepares financial reports and purchase supplies. This unit also provides some facility management for leased office space and is a point of contact for other County departments (Facilities, IT, Department of Public Works, Safety Management, Emergency Management).

Data Systems Management and Support (DSMS): This unit manages and monitors the electronic health record system and other required data systems for the Department. A core function of this unit is to provide training and technical assistance to the broader Department around the utilization of required data systems, records management, and works to ensure quality data. The Records Manager serves as the County's HIPAA and Privacy officer and along with the Program Manager provides HIPAA and privacy support to departments across the County. The DSMS program also performs a wide range of administrative services including release of information, forms management, data entry, transcription, front desk coverage, and general administrative support throughout the Department. Record support and diagnostic coding is provided to Rock Haven from this unit.

Quality Improvement: This unit focuses on quality assurance, compliance and quality improvement activities throughout the Department. Staff in this unit work closely with program managers, supervisors, and staff with a focus on monitoring program level data and outcomes and then working with program staff to design and implement changes to improve outcomes and achieve strategic goals. The unit also oversees functions related to key compliance responsibilities including Medicaid compliance and compliance with various statutes and administrative codes that guide practice. Staff take lead in conducting research and analysis pertaining to program outcome disparities, and countywide initiatives. The unit also help track and develop training metrics for staff and programs.

AGING AND DISABILITY RESOURCE CENTER

The ADRC is now an integrated office with the Council on Aging offering the same services to the public but now in one location. This "one-stop-shop" assists elderly and adults with physical and/or developmental disabilities regardless of their income, by connecting them to resources to meet their health, safety, emotional and social needs. Not only does the ADRC offer multiple programs to assist caregivers and families, but the ADRC is also considered the "gateway" to receive publicly funded long term care programs such as Family Care and IRIS. The ADRC is funded by State GPR and federal Medicaid administrative matching funds.

Information and Assistance (I&A): I&A Specialists listen to customers' needs, provide options counseling, assess abilities and limitations, complete the Long Term Care Functional Screen (LTCFS) for program eligibility, provide enrollment counseling, connect people to resources and follow-up for additional support. I&A also assist with transitioning children age 17 ½ into adult programs. In addition, they receive and document all Elder/Adult Abuse and Neglect referrals from the community for investigation by Adult Protective Services.

Benefit Specialists (Elder and Disability): EBS and DBS staff teach, empower and assist individuals with financial issues/hardships by helping them advocate and/or appeal denials for financial benefits, securing maximum benefits and entitlements such as Social Security retirement benefits, Social Security Disability payments, assisting individuals with Medicare, Medicaid or private insurance issues, and providing guidance on their legal rights.

Dementia Care Specialist (DCS): The DCS position is supported by additional funds awarded to Rock County and is now a permanent funding stream. The DCS position supports people with dementia and their families/caregivers by providing them resources and education on the disease. The DCS is also involved in creating “Dementia Friendly Communities” by building partnerships with local business and agencies in Rock County and providing outreach through support groups, community events and agency presentations.

Family Caregiver Support: The National Family Caregiver Support Program (NFCSP) and the Alzheimer’s Family Caregiver Support Program (AFCSP) provides assistance to caregivers, individuals with dementia and their families. NFCSP is funded by Title III-E Funds and AFCSP is funded by State funds. Eligibility criteria apply to both programs and services can include but are not limited to coordination of respite care, transportation, in-home / chore services, meal delivery, and medical equipment/supplies. The Family Caregiver Support Specialist works cooperatively with the Dementia Care Specialist by providing educational programs and support groups as well as takes a lead role in the local senior, health, and community fairs.

Health Promotion: Multiple programs are offered to encourage healthier-happier and stronger lives as people age. Currently, there are six evidenced based programs offered: 1) Living Well with Chronic Conditions, 2) Stepping On, 3) Powerful Tools for Caregivers, 4) Healthy Eating for Success Living in Older Adults, 5) Lighten UP, and 6) Walk With Ease. In addition to these programs, the Health Promotion Coordinator also offers two additional classes; Stand Up, Move More and the Aging Mastery program. Each of these classes have specific goals for aging people to obtain positive health outcomes. These programs are supported with funding from the Older American’s Act as well as partnerships with local agencies and the medical community.

Mobility Management: The Mobility Manager coordinates transportation resources for transportation-disadvantaged Rock County residents by 1) ensuring access to affordable transportation, 2) providing outreach to residents of all transportation options, 3) providing travel training, 4) advocating for increased funding, 5) expanding current resources to outlying-underserved communities, 6) improving employment transportation by establishing working relationships with employers, and 7) advocating for increased bicyclist and pedestrian safety. In addition, the Mobility Manager provides programs such as “Wednesday Walks” and Cycling without Age.” Funding for this position is through the Federal Section 5310 grant.

Transportation: Rock County Transit provides demand-responsive, door-to-door, specialized transportation services throughout the county to elderly individuals (age 55 and older) and persons with disabilities. Vehicles used are wheelchair accessible and routes / rides are scheduled through a dispatcher at the ADRC. Drivers are employees of Rock County. Funding for the transportation program comes from State Section 85.21, Federal Section 5310, client fees, and contracts with Janesville and Beloit municipalities.

Nutrition: Rock County Nutrition Program provides in-person (congregate) dining for those age 60 and over; and home delivered meals to Rock County residents who are age 60 and over and who are also homebound. In-person dining centers operate Monday-Friday at locations in Beloit, Clinton, Janesville, and Milton; and Tuesday/Thursday in Evansville. The menus are designed by a registered dietitian to comply with program guidelines; then prepared by a local caterer. The home delivered meal program provides delivery Monday-Friday (other than holidays). Frozen meals are offered as an option for weekends and holidays, if needed. Both programs not only meet the nutritional needs of seniors, but also support social relationships, prevent decline, and encourage safety precautions. These programs are funded through Title III-C funds.

Adult Protective Services (APS): Staff in this unit investigate reports of abuse and neglect of vulnerable adults, assist individuals in need of guardianship, obtain protective placements, and conduct annual WATTS reviews. State funding is available for vulnerable-frail elders (age 60 and older) for short term needs (up to 6 months). Funding is used to stabilize crisis situations and address immediate concerns. Services provided include, but are not limited to, advocacy, home care, housing assistance, medical services, and service coordination.

ECONOMIC SUPPORT

The Economic Support (ES) Division provides timely and accurate benefits to eligible recipients residing in Rock County. The ES Division conducts thorough eligibility determinations within the guidelines of local, state, and federal regulations. The ES Division promotes individual and family self-sufficiency for clients and families with respect and dignity. The Rock County ES Division works in collaboration with Consortia Partners, other County Divisions, Job Center and Community Partners to meet the separate needs of clients.

Southern Income Maintenance (IM) Consortium: Rock County is the lead fiscal and administrative agency for the Southern Consortium which includes six other counties (Crawford, Grant, Green, Iowa, Jefferson, and Lafayette) that make up The Southern Consortium Call Center. Economic Support Specialists determine eligibility for programs administered with the State of Wisconsin's Department of Health Services (DHS) established in Income Maintenance (IM) Contract: Medical Assistance (MA), Badger Care Plus (BC+), Caretaker Supplement (CTS), and FoodShare (FS). Southern's Call Center has also incorporated a bi-lingual queue staffed with Spanish speaking workers to assist

those customers with language barriers (currently Spanish) for all other languages the Southern Consortia Call Center uses the Language Line for interpretive services. In addition, ES refers qualified Able-Bodied Adults Without Dependents (ABAWDS) to the Food Stamp Employment and Training Program (FSET).

Public Assistance Fraud Program (IM/CC): Public Assistance Fraud Program is based on Chapter 49 of the Wisconsin Statutes. The program consists of fraud prevention, fraud investigation, and fraud overpayment collection activities. The agency determining eligibility for a particular benefit program is responsible for fraud prevention programs to identify and prevent fraud or error from occurring in each program. The Southern Consortium sub-contracts the investigation piece of the fraud program with Central States Investigation Agency (CSI) and Rock County sub-contracts the childcare fraud investigation piece of the Child Care Fraud contract with CSI. Rock County currently has 1.5 FTEs dedicated to establishing and processing Overpayments.

Child Care (CC) Administration: The Rock County Economic Support Division administers the Child Care program for the Department of Children and Families. The program provides assistance to the client in paying childcare costs if the children are with an approved provider. There are income-eligibility tests for parents who are employed or participate in an approved activity. Rock County sub-contracts **Child Care Certification program** contract with 4Cs. This program recruits and certifies Child Care providers within Rock County.

CHILD PROTECTIVE SERVICES

The scope of Child Protective Services (CPS) includes Access, Initial Assessment, Ongoing, and Family Support Services. CPS is an integrated system of intervention that identifies conditions that make children unsafe or that put children at risk of abuse or neglect and then provides services to families to ensure that children are safe and protected. CPS accomplishes this by receiving and responding to reports of abuse and/or neglect, conducting initial and family assessments, developing and implementing protective, safety and case plans, and providing services and case management until cases can be safely closed. The goal of the CPS system is to support and empower parents/caregivers in making necessary changes to assure that their children are safe and protected.

CHILDREN'S LONG TERM SUPPORT

This program area delivers services and service coordination supports to children, youth, and families. To meet family needs, staff provide these services in the home, community, and schools. CLTS is a Medicaid Waiver program designed to serve children with long term support needs and provides funding for services to support children with physical disabilities, developmental disabilities, and/or severe emotional disturbances who would otherwise be at risk for institutional level care. This program area also oversees the Birth to 3 program, a federally mandated early intervention program to support families of children with developmental delays or disabilities under the age of three.

COMPREHENSIVE COMMUNITY SERVICES

The CCS program is a community-based psychosocial rehabilitation program providing treatment to children and adults with mental illness, substance abuse, or a co-occurring diagnosis focused on removing barriers to independence and improving quality of life. Rock County partners with Jefferson and Walworth Counties as a region sharing training, contracted providers, and quality improvement. This program area also includes the Coordinated Services Team (CST) philosophy of care which is supported through a grant. CST is a strength-based process in which a team develops and implements an individualized plan for a child with multi system involvement. The plan is an approach that responds to families with multiple, often serious needs in the least restrictive setting.

COMMUNITY SUPPORT PROGRAM

The CSP program provides a high level of community support to individuals with severe and persistent mental illness who require more intensive services than traditional outpatient care. CSP program goals include: maximizing personal independence, assisting individuals to increase their skills and natural support networks and to help improve an individual's quality of life as they define it. There are three Community Support Program teams in Rock County that provide multidisciplinary mental health and substance use treatment, case management and support services to adults living in the community with severe and persistent mental illness.

CRISIS, INTAKE, AND OUTPATIENT SERVICES

This program area includes the continuum of care from crisis and access to care, through transition services, outpatient behavioral health and treatment courts. Crisis Services deliver services to individuals with emergency behavioral health needs and short term follow up stabilization supports. Key program areas include the 24/7 Crisis Intervention Unit, the community-based Crisis Stabilization program, and a contracted 15 bed stabilization facility. Jail Treatment Services are also included under the crisis umbrella. The Intake service functions as a front door for behavioral health services and provides screening and assessment to connect consumers to appropriate levels of care. Outpatient services includes broad mental health and substance abuse services delivered at the Rock County Counseling Center location. The staff provides assessment, psychotherapy and counseling, case management, psychiatric evaluation, medication management, and coordination of care for clients with a range of behavioral health disorders. In addition, specific substance abuse services include an opiate treatment program as well as screening and funding authorization for AODA treatment through contracted providers. The Intoxicated Driver Program involves assessment for those charged with OWI and development of Driver Safety Plans which could include education or treatment options to facilitate individuals' ability to regain a driver's license. In addition, Rock County Counseling Center staff serve as the OWI Court and Drug Court Treatment teams, providing evidence-based treatment, case management, and coordination of services within the larger treatment court teams.

YOUTH JUSTICE

Youth Justice: Youth Justice Services has multiple functions which includes juvenile intake, screening/assessment of youth arrested and referred to the juvenile court, case management of youth who have been found to be delinquent, intensive case management of youth who have been assessed to be high risk for recidivism, and electronic monitoring. Youth Justice Services work closely with the Juvenile Court System as well as community organizations.

Youth Services Center: The Youth Services Center (YSC) provides 24/7 care of youth ordered into secure custody through the Rock County Juvenile Court. Secure Detention staff provide secure care of youth who have been deemed a danger to community and require secure confinement. Within the secure detention center is the ACTIONS program which is a long term program for youth as an alternative to being placed in a juvenile corrections facility. The ACTIONS program services male youth ages 12 to 17. Youth receive both individual and family therapy throughout the program. Other components of the program include cognitive behavioral groups, full day school, employment skills and training, psychiatric care, and mentoring.

Derrick's House (Shelter Care): In 2018, shelter care services transitioned to Derrick's House LLC. Derrick's House is located in the city of Beloit and has a bed capacity of 10. The home provides care for youth awaiting out-of-home placement in both the CPS and YJ systems. Youth placed at Derrick's House normally stay anywhere from 7 to 30 days. There are daily activities for all youth which include school attendance, social skill development, employment, and a positive daily structure. Derrick's House is located within the historic district of Beloit and is in close proximity to many pro-social activities such as the YMCA, Beloit College, and Community Action.

Youth & Family Development Services (YFDS): The YFDS Unit provides direct services to families serviced by Youth Justice Services. YFDS staff utilize evidenced-based curriculums which include Aggression Replacement Training (ART) and Carey Guides. Services are delivered in the community and in family's homes. YFDS utilizes various programs to assist youth and families. All programs focus on enhancing skill deficits and promoting strengths in the youth.

PERSONNEL SUMMARY

HUMAN SERVICES

PERSONNEL - FULL TIME EQUIVALENT

TITLE	2021 CURRENT	2022 ADMIN. REC.	INCREASE/ (DECREASE)
AGENCY MANAGEMENT			
Director of Human Services	1.0	1.0	0.0
Human Services Deputy Director	2.0	2.0	0.0
Administrative Services Division Manager	1.0	1.0	0.0
Business Manager	1.0	1.0	0.0
Equity Manager	1.0	1.0	0.0
Coordinator of Quality Improvement	1.0	1.0	0.0
Program Manager	1.0	1.0	0.0
Medical Records Manager	1.0	1.0	0.0
Analyst	4.0	4.0	0.0
Communications Specialist	0.0	1.0	1.0
Accountant	3.0	4.0	1.0
Support Services Supervisor	2.0	2.0	0.0
Secretary II	2.0	2.0	0.0
Application Support Specialist	1.0	1.0	0.0
Account Clerk-HSD	7.0	7.0	0.0
Consumer Financial Support Specialist	1.0	1.0	0.0
HSD Support Specialist	1.0	1.0	0.0
Administrative Assistant	3.0	3.0	0.0
Word Processing Operator	1.0	1.0	0.0
Medical Records Technician	3.0	2.0	(1.0)
Release of Information Clerk	1.0	1.0	0.0
Clerk Typist II	1.0	1.0	0.0
SUBTOTAL	39.0	40.0	1.0

HUMAN SERVICES

PERSONNEL - FULL TIME EQUIVALENT

TITLE	2021 CURRENT	2022 ADMIN. REC.	INCREASE/ (DECREASE)
ECONOMIC SUPPORT			
Economic Support Division Manager	1.0	1.0	0.0
Lead Economic Support Supervisor	1.0	1.0	0.0
Economic Support Supervisor	3.0	3.0	0.0
Economic Support Supervisor – Training	1.0	1.0	0.0
Lead Economic Support Specialist	3.0	3.0	0.0
Bilingual Economic Support Screener	0.0	1.0	1.0
Economic Support Specialist	44.0	44.0	0.0
Administrative Services Supervisor	1.0	1.0	0.0
Job Center Support Specialist	3.0	3.0	0.0
SUBTOTAL	57.0	58.0	1.0
CHILDREN, YOUTH & FAMILIES- ACCESS, I/A & ONGOING			
Program Manager	1.0	1.0	0.0
Coordinator of Family Support	1.0	1.0	0.0
Human Services Lead Supervisor	1.0	1.0	0.0
Human Services Supervisor I	9.0	9.0	0.0
Analyst	1.0	1.0	0.0
Lead Worker	11.0	11.0	0.0
Human Services Professional	47.0	47.0	0.0
Psychiatric Technician	6.0	6.0	0.0
Administrative Assistant	3.0	3.0	0.0
Secretary I	1.0	1.0	0.0
SUBTOTAL	81.0	81.0	0.0

HUMAN SERVICES

PERSONNEL - FULL TIME EQUIVALENT

TITLE	2021 CURRENT	2022 ADMIN. REC.	INCREASE/ (DECREASE)
CHILDREN, YOUTH & FAMILIES- YOUTH JUSTICE			
Program Manager	1.0	1.0	0.0
Human Services Supervisor I	2.0	2.0	0.0
Human Services Professional	18.0	18.0	0.0
Legal Steno	1.0	1.0	0.0
Administrative Assistant	1.0	1.0	0.0
SUBTOTAL	23.0	23.0	0.0
CHILDREN, YOUTH & FAMILIES- YOUTH SERVICES CENTER			
Operations Manager	1.0	1.0	0.0
Assistant Operations Manager	0.0	1.0	1.0
Lead Floor Supervisor	1.0	0.0	(1.0)
Youth Services Center Supervisor	3.0	3.0	0.0
Lead Worker	6.0	6.0	0.0
Youth Specialist	18.0	18.0	0.0
Human Services Professional	1.0	1.0	0.0
Administrative Assistant	1.0	1.0	0.0
SUBTOTAL	31.0	31.0	0.0

HUMAN SERVICES

PERSONNEL - FULL TIME EQUIVALENT

TITLE	2021 CURRENT	2022 ADMIN. REC.	INCREASE/ (DECREASE)
BEHAVIORAL HEALTH- COMPREHENSIVE COMMUNITY SERVICES			
Program Manager	1.0	1.0	0.0
Human Services Supervisor II	6.0	7.0	1.0
Human Services Professional	41.0	45.0	4.0
Registered Nurse	2.5	2.5	0.0
Analyst	2.0	3.0	1.0
Skill Development Specialist	1.0	1.0	0.0
Peer Support Specialist	4.0	4.0	0.0
Administrative Assistant	2.0	2.0	0.0
SUBTOTAL	59.5	65.5	6.0
BEHAVIORAL HEALTH- OUTPATIENT CLINICS			
Human Services Supervisor II	1.0	1.0	0.0
Coordinator of Prevention and Community Engagement	1.0	1.0	0.0
Nursing Supervisor	1.0	1.0	0.0
Registered Nurse	2.6	2.6	0.0
AODA Coordinator	1.0	1.0	0.0
Human Services Professional	21.0	21.0	0.0
Secretary I	1.0	1.0	0.0
Peer Support Specialist	1.0	1.0	0.0
Psychiatric Technician	0.4	0.4	0.0
Administrative Assistant	4.0	4.0	0.0
SUBTOTAL	34.0	34.0	
BEHAVIORAL HEALTH- CRISIS			
Program Manager	1.0	1.0	0.0
Human Services Supervisor II	3.0	3.0	0.0
Lead Worker	2.0	2.0	0.0
Human Services Professional	16.8	16.8	0.0

HUMAN SERVICES

PERSONNEL - FULL TIME EQUIVALENT

TITLE	2021 CURRENT	2022 ADMIN. REC.	INCREASE/ (DECREASE)
Psychiatric Technician	12.2	12.2	0.0
Administrative Assistant	1.0	1.0	0.0
SUBTOTAL	36.0	36.0	0.0
BEHAVIORAL HEALTH- COMMUNITY SUPPORT PROGRAM			
Program Manager	1.0	1.0	0.0
Human Services Supervisor II	3.0	3.0	0.0
Registered Nurse	3.0	3.0	0.0
Human Services Professional	20.0	22.0	2.0
Psychiatric Technician	2.0	0.8	(1.2)
Administrative Assistant	2.0	2.0	0.0
SUBTOTAL	31.0	31.8	0.8
BEHAVIORAL HEALTH- CHILDREN'S LONG TERM SUPPORT			
Program Manager	1.0	1.0	0.0
Human Services Lead Supervisor	0.0	1.0	1.0
Human Services Supervisor I	4.0	7.0	3.0
Lead Worker	5.0	7.0	2.0
Human Services Professional	26.0	50.0	24.0
Administrative Assistant	3.0	5.0	2.0

HUMAN SERVICES

PERSONNEL - FULL TIME EQUIVALENT

TITLE	2021 CURRENT	2022 ADMIN. REC.	INCREASE/ (DECREASE)
SUBTOTAL	39.0	71.0	32.0
AGING AND DISABILITY RESOURCE CENTER			
ADRC/Adult Protective Services Division Manager	1.0	1.0	0.0
Human Services Supervisor I	1.0	1.0	0.0
Lead Worker	1.0	1.0	0.0
Human Services Professional	13.0	13.0	0.0
Administrative Assistant	1.0	1.0	0.0
SUBTOTAL	17.0	17.0	0.0
ADULT PROTECTIVE SERVICES			
Human Services Supervisor I	1.0	1.0	0.0
Human Services Professional	4.0	4.0	0.0
SUBTOTAL	5.0	5.0	0.0
TOTAL	452.5	493.3	40.0

HUMAN SERVICES

PERSONNEL MODIFICATIONS

Type of Request	Original Position/From	New Position/To	Dept. Request	Admin. Rec.
	AGENCY MANAGEMENT AND SUPPORT			
New Position		Communications Specialist (Unilateral, Range 19 C)	1.0	1.0
New Position		Accountant (Unilateral, Range 17 C)	1.0	1.0
Delete	Medical Records Technician (2489, Range 3)		1.0	1.0
	ECONOMIC SUPPORT			
New Position		Bilingual Economic Support Screener (2489, Range 6)	1.0	1.0
	CHILDREN, YOUTH, AND FAMILIES- ACCESS, I/A, ONGOING			
Reallocation	CPS Program Manager (Unilateral, PR27 C)	CPS Program Manager (Unilateral, PR30 C)	1.0	1.0
Reclassification	Psychiatric Technician	Human Services Professional 1 (AMHSHSD, Range 1)	6.0	0.0
	CHILDREN, YOUTH, AND FAMILIES- CHILDREN'S LONG TERM SUPPORT			
New Position		Human Serv. Lead Sup. (Unilateral PR 26 C)	1.0	1.0
New Position		Human Serv. Sup. I (Unilateral PR 24 C)	3.0	3.0
New Position		Lead Worker (AMHSHSD, Range 4-5)	2.0	2.0
New Position		Human Services Professional 2-4 (AMHSHSD, Range 2-4)	24.0	24.0
New Position		Administrative Assistant (2489, PR7)	2.0	2.0
	CHILDREN, YOUTH, AND FAMILIES- YOUTH SERVICES CENTER			
Retitle	Lead Floor Supervisor (Unilateral, Range 22 C)	Assistant Operations Manager (Unilateral, Range 22 C)	1.0	1.0

HUMAN SERVICES

PERSONNEL MODIFICATIONS

Type of Request	Original Position/From	New Position/To	Dept. Request	Admin. Rec.
	BEHAVIORAL HEALTH- COMPREHENSIVE COMMUNITY SERVICES			
New Position		Human Services Supervisor II (Unilateral, Range 25 C)	1.0	1.0
New Position		Human Services Professional 6-8 (AMHSHSD, Range 6-8)	4.0	4.0
New Position		Analyst (Unilateral, Range 20 C)	1.0	1.0
Reclassification	Peer Support Specialist (1258, Range 8)	Human Services Professional 1 (AMHSHSD, Range 1)	4.0	0.0
	BEHAVIORAL HEALTH - OUTPATIENT			
Reclassification	Peer Support Specialist (1258, Range 8)	Human Services Professional 1 (AMHSHSD, Range 1)	1.0	0.0
Reclassification	Psychiatric Technician (1258, Range 8)	Human Services Professional 1 (AMHSHSD, Range 1)	0.4	0.0
	BEHAVIORAL HEALTH- COMMUNITY SUPPORT			
Delete	Psychiatric Technician (1258, Range 8)		1.2	1.2
New Position		Human Services Professional 6-8 (AMHSHSD, Range 6-8)	2.0	2.0
Reclassification	Psychiatric Technician (1258, Range 8)	Human Services Professional 1 (AMHSHSD, Range 1)	0.8	0.0

FINANCIAL SUMMARY

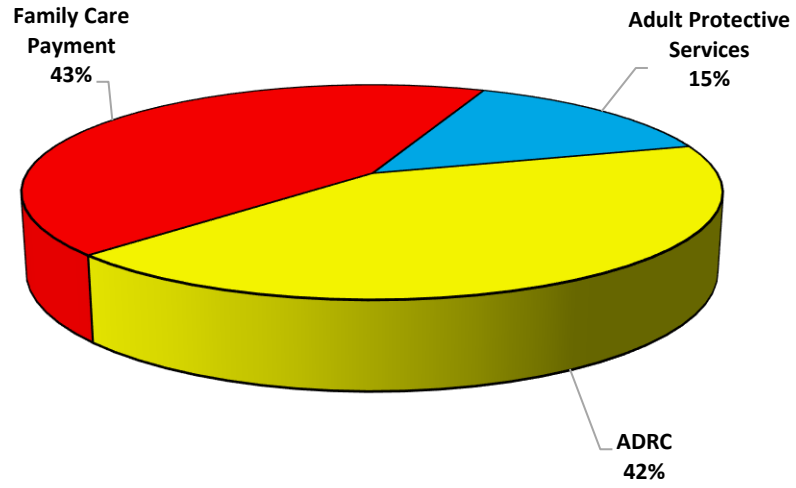
HUMAN SERVICES

2022

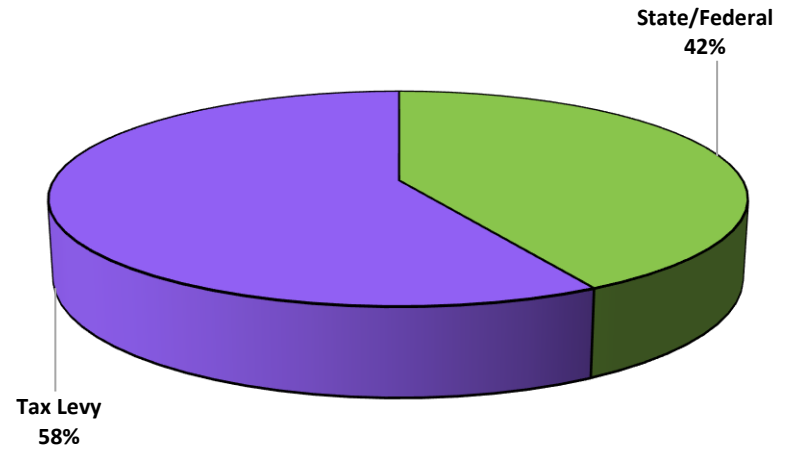
<u>REVENUES</u>	<u>DEPARTMENT REQUEST</u>	<u>ADMINISTRATOR'S RECOMMENDATION</u>
Federal/State	\$40,343,198	\$40,343,198
Intergovernmental	11,007,101	11,001,678
Contributions	191,594	191,594
Fund Balance Applied	0	0
Transfers In	0	0
Deferred Financing	0	0
Sales Tax	0	0
Fees/ Other	758,519	758,519
Total Revenues	<u>\$52,300,412</u>	<u>\$52,294,989</u>
<u>EXPENDITURES</u>	<u>DEPARTMENT REQUEST</u>	<u>ADMINISTRATOR'S RECOMMENDATION</u>
Salaries	\$31,369,366	\$31,337,728
Fringe Benefits	13,003,822	12,999,345
Operational	33,285,381	33,285,381
Capital Outlay	6,212	6,212
Allocation of Services	(1,200,426)	(1,200,426)
Total Expenditures	<u>\$76,464,355</u>	<u>\$76,428,240</u>
<u>PROPERTY TAX LEVY</u>	<u>\$24,163,943</u>	<u>\$24,133,251</u>

2022 BUDGET
AGING AND DISABILITY RESOURCE CENTER AND ADULT PROTECTIVE SERVICES

EXPENDITURES BY PROGRAM

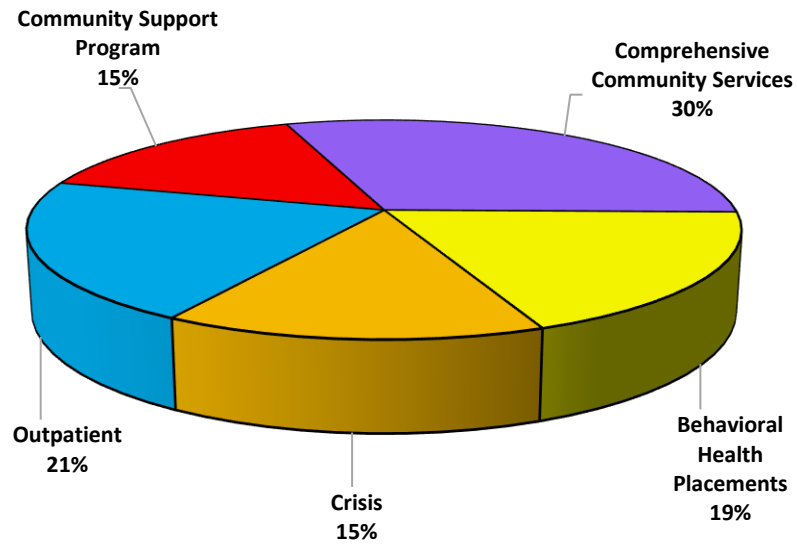


REVENUES BY SOURCE

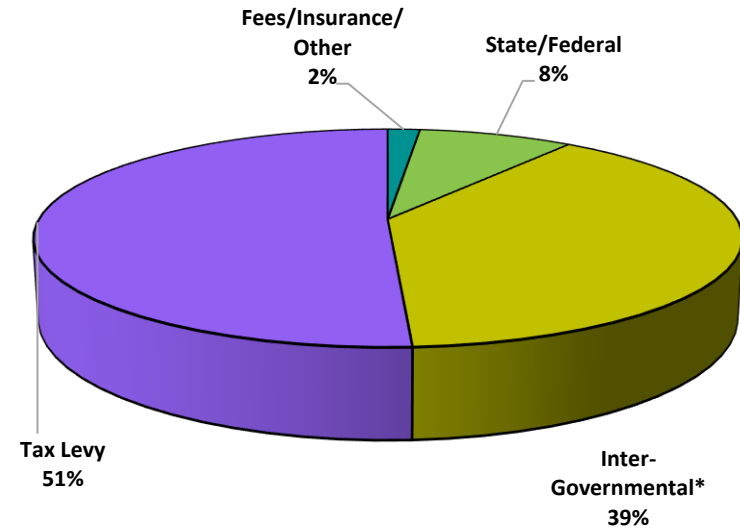


2022 BUDGET BEHAVIORAL HEALTH

EXPENDITURES BY PROGRAM



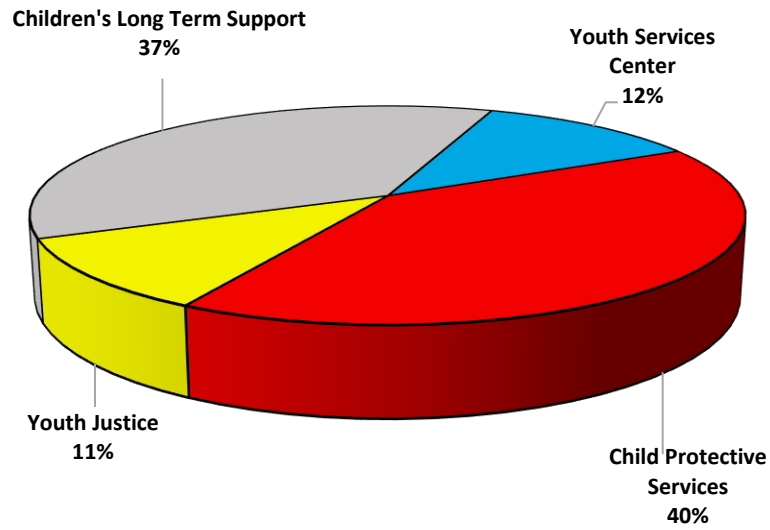
REVENUES BY SOURCE



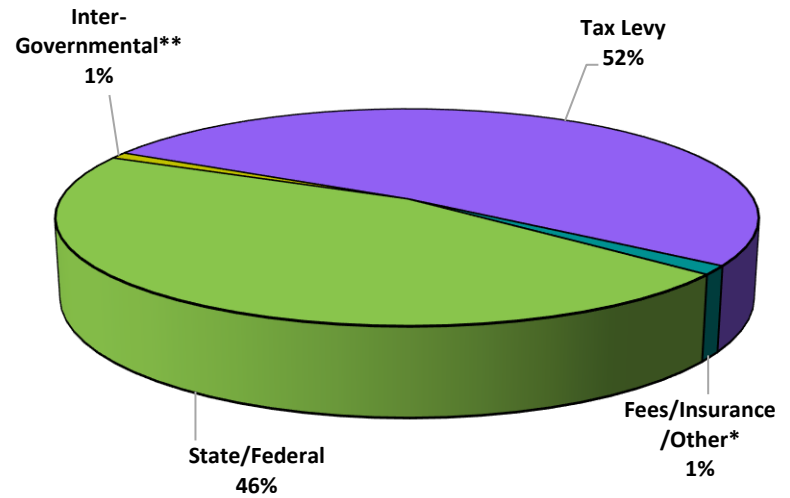
* Includes Medical Assistance and Medicare.

**2022 BUDGET
CHILDREN, YOUTH & FAMILIES**

EXPENDITURES BY PROGRAM



REVENUES BY SOURCE

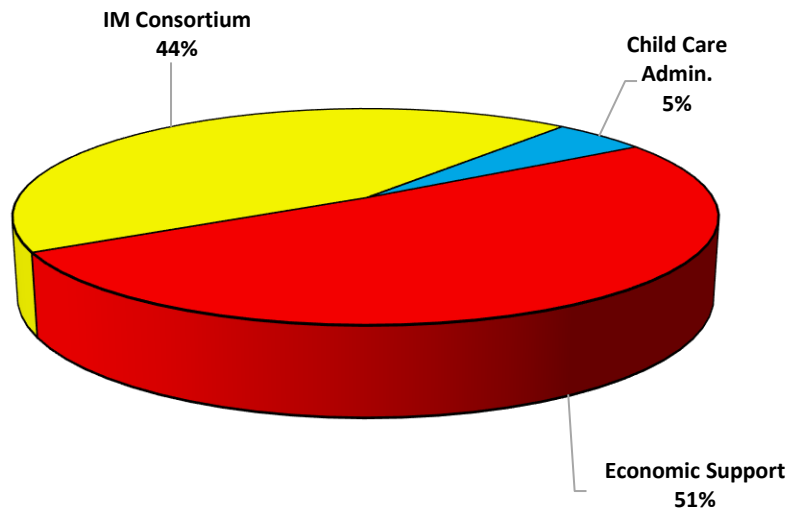


*Other includes parental payments and tax intercept.

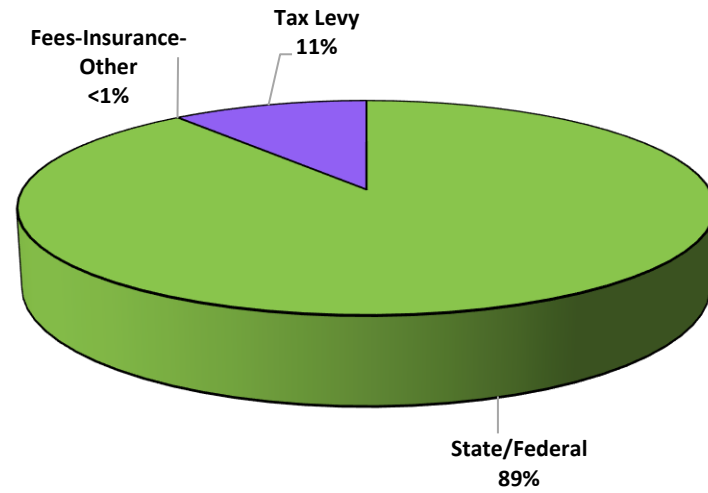
**Includes Medical Assistance, Medicare, other counties, and school breakfast and lunch program.

2022 BUDGET ECONOMIC SUPPORT

EXPENDITURES BY PROGRAM

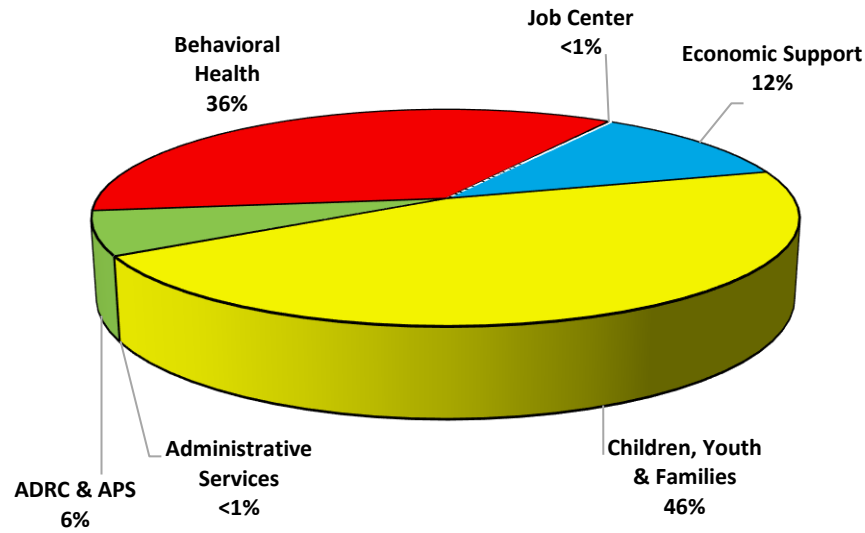


REVENUES BY SOURCE

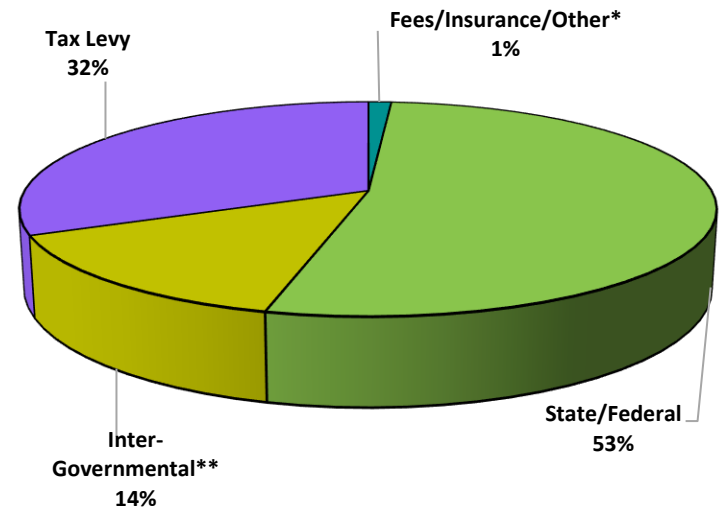


**2022 BUDGET
HUMAN SERVICES BY DIVISION**

EXPENDITURES BY DIVISION



REVENUES BY SOURCE

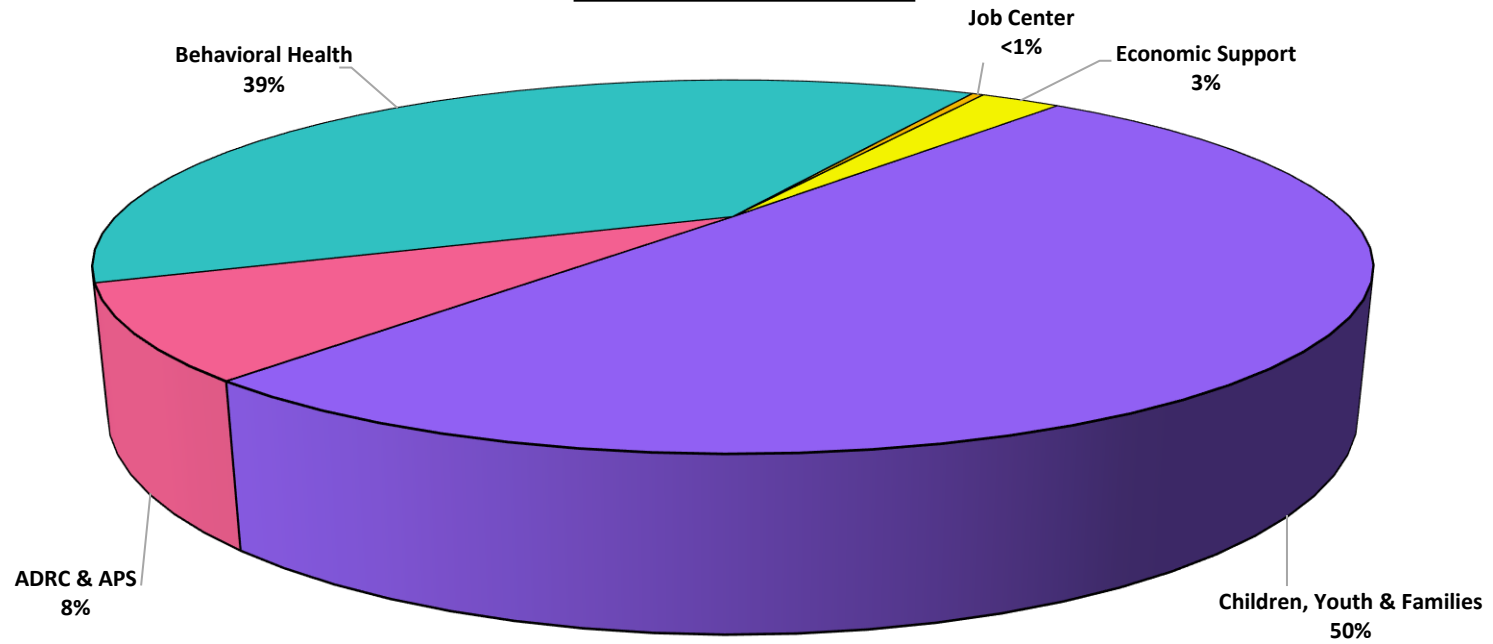


*Other includes Job Center rent, parental payments and tax intercept

**Includes Medical Assistance, Medicare, other County departments, other counties and school breakfast and lunch program.

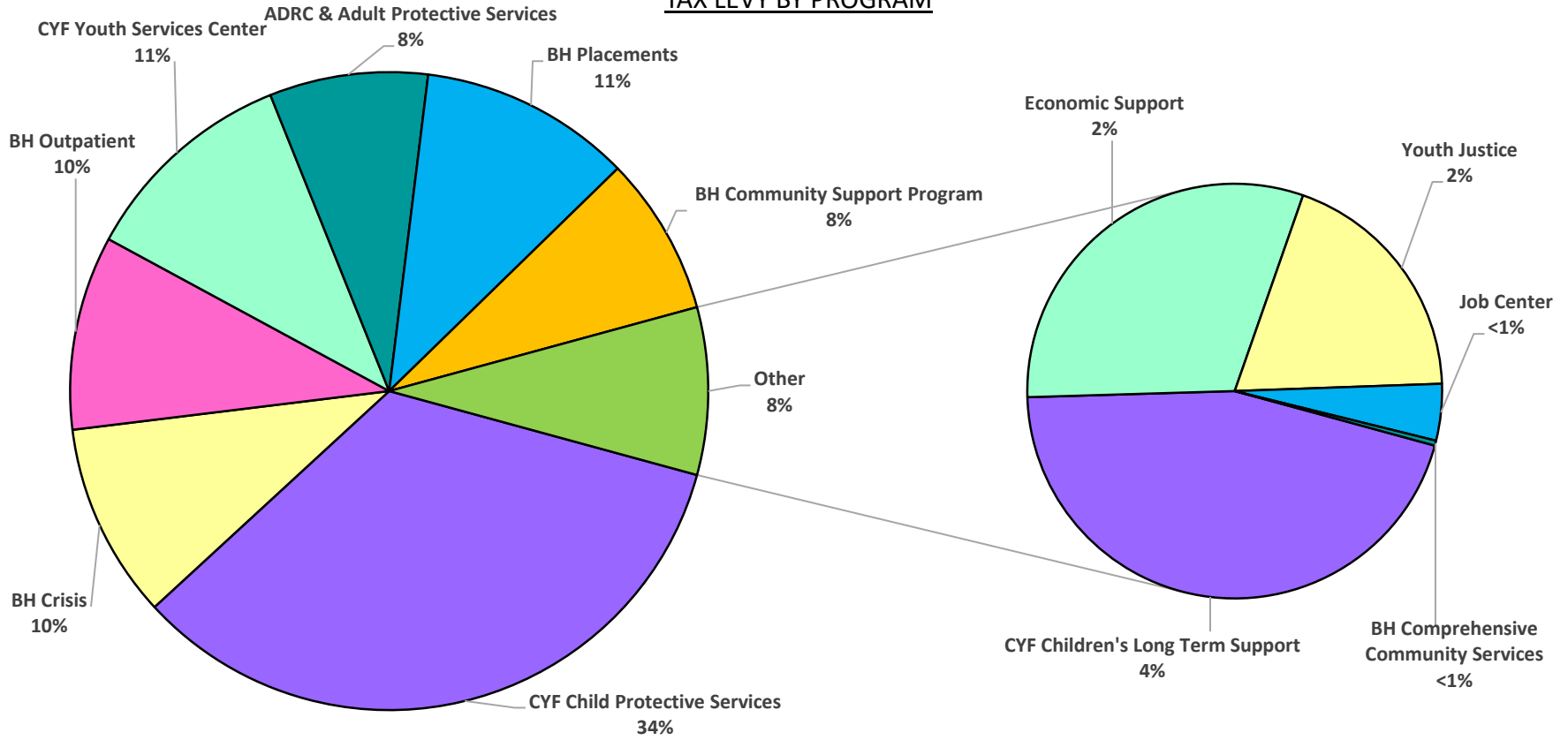
2022 BUDGET
HUMAN SERVICES

TAX LEVY BY DIVISION



2022 BUDGET HUMAN SERVICES

TAX LEVY BY PROGRAM



BH = Behavioral Health
CYF = Children, Youth and Families

ADMINISTRATOR'S COMMENTS

HUMAN SERVICES DEPARTMENT

2022

Budget Highlights – Children, Youth and Families Programs

- Program areas in Children, Youth and Families include:
 - Child Protective Services (CPS)
 - Youth Justice, including the Youth Services Center (YSC) and Shelter Care
 - Children's Long Term Support (CLTS), including the Birth-to-Three program.

Revenue

- Kinship care revenue is budgeted at \$875,081, a \$124,645 increase from 2021 based on expected state funding.
- Revenue for the Birth-to-Three program, including the anticipated state allocation and other county reimbursements, is budgeted at \$375,155 in 2022, a decrease of \$5,508 as compared to the 2021 budget. The 2021 budget included additional state funding that is not expected at this time for 2022.
- CLTS revenue is budgeted at approximately \$10.9 million. This is a significant increase from \$3.2 million in the adopted 2021 budget. The increase is due to:
 - Additional requested CLTS positions funded with state and federal revenue. See Personnel section for additional detail.
 - Complying with the County's auditors' recommendations to include revenues and expenditures of funds that the County passes through to a third-party administrator for financial reporting purposes.
- Revenue is expected to increase in the YSC due to a slight daily rate increase from \$250 to \$275 in the ACTIONS program, an increased census from out-of-county placements as numbers return to pre-pandemic levels, and additional counties utilizing the facility (Waukesha County is closing its secure facility and is interested in purchasing bed space).

Expenditures

- The number of children and youth in out-of-home placements has historically been a major driver of the County budget. Over the last several years, this number has decreased. Department staff attribute this to the expansion of the Children’s Long Term Support and Comprehensive Community Services programs, as well as the increased resources dedicated to targeted safety support services, which are intensive supervision services intended to keep children safe in their homes rather than in out-of-home placements.
 - The average daily census of children placed in foster care and the more costly treatment foster care declined from a high of 158 in 2017 to the 99 projected in the 2022 budget. The 2022 projection is a decrease of 19 from the amount that was included in the 2021 budget.
 - The expected number of children in subsidized guardianships, which is one form of permanency, is increasing from 22 in 2021 to a projection of 32 in 2022. However, the 2021-23 state biennial budget included funding for subsidized guardianships, so expenditures were not included in the HSD budget request.
 - Rock County has not had any youth in State correctional facilities since 2017. Given this experience, the department is budgeting for no youth in correctional facilities again in 2022. This is due partly to the ability of the ACTIONS program, housed in the YSC, to be able to serve these youth locally instead of at Lincoln Hills. The construction of regional facilities to replace the State correctional facilities at Lincoln Hills and Copper Lake continues to be on hold, and counties will likely continue to operate as they are for a number of years.
 - The number of children and youth in group homes and residential care centers is budgeted to average 20 per day in 2021. The department is budgeting for 17 in 2022. This is a decrease of an average daily census of 3. Some of the County’s juvenile clients with the most challenging behaviors are placed in out-of-state facilities due to the lack of in-state resources.
 - The department continues to be cautiously optimistic that recent system improvements are contributing to the decrease in out-of-home placements. As a result, the 2022 recommended budget for out-of-home placements is \$4.1 million, which is a reduction of \$1.1 million, or 21%, from the amount budgeted in 2021.
- As noted in the 2021 budget, the department has been planning to implement operational changes consistent with the federal Families First Act. This law changes how federal Title VI-E funds must be used to prioritize keeping children safely in their

homes vs. funding out-of-home placements. In 2022, the Department has requested \$200,000 to fund enhanced services for child welfare-involved families and foster youth. This would include building the family first service array infrastructure and strengthening community partnerships by adding additional providers and resources in areas such as child abuse prevention, childcare, parenting, resource parenting, housing supports, more immediate access to mental health and substance abuse treatment, and other specialized and evidence-based services to support families to stay safely together whenever possible. I am recommending this be funded through the County's American Rescue Plan Act (ARPA) allocation. The ARPA interim final rule indicates funding can be used for "enhanced services for child welfare-involved families and foster youth to provide support and training on child development, positive parenting, coping skills, or recovery for mental health and substance use challenges."

- Birth-to-Three expenditures in 2022 are expected to total over \$1.4 million. As of September 2020, there were 204 active Birth-to-Three cases in Rock County compared to 256 active cases in September 2021. This is a 25% increase in the number of children being served from the prior year.
- Expenditures for CLTS, like revenue, will appear to be increasing in the budget more than they are, as the County's auditors have recommended for financial reporting purposes that the County budget monies that pass through to be managed by a third-party administrator
- HSD has a contract for shelter care services with Derrick's House LLC. The 2022 cost of this contract is budgeted at \$828,389, which is a \$75,066 increase. Additional funds have been requested in order to provide additional staffing to better meet the complex needs of youth served in shelter care.

Personnel

- As noted elsewhere in the budget, most reallocation requests have been denied and instead would be reviewed through the Human Resources wage study. However, I am recommending the requested reallocation of the Child Protective Services Program Manager position. The department has been challenged to recruit and retain the expertise needed to lead CPS. Consistency in this critical role would have a positive influence on the continued development of supervisory staff, improve practice, and provide an important support to frontline staff. The cost of this reallocation in 2022 is \$705 compared to the 2021 budget.
- The number of children served through the CLTS program has increased from 200 in 2017 to 800 children currently. Data from the State and the Department's own referral data estimate that a total of 1,200 children will be eligible to receive services by the end of 2022. As this population continues to increase, and with no waitlist allowed, the department requests a number of

additional staff in this area, as noted below. Without an increase in the number of staff, either new children cannot be served (which is not allowable per state law), or caseloads become unmanageable and services for clients suffer. The cost of these positions (approximately \$2.3 million) would be fully covered by non-County sources and are recommended.

- 24.0 FTE Human Services Professional positions
 - 2.0 FTE Lead Worker positions
 - 3.0 FTE Human Services Supervisor I positions
 - 1.0 FTE Lead Supervisor position
 - 2.0 FTE Administrative Assistant positions
- I am recommending the requested retitle of the Lead Floor Supervisor at the Youth Services Center to Assistant Operations Manager, which more accurately reflects the duties and responsibilities of the position. This change has no cost implications.

Budget Highlights – Behavioral Health Programs

- Program areas in Behavioral Health include:
 - Comprehensive Community Services (CCS)
 - Intake, Crisis Intervention, and Outpatient Services
 - Community Support Program (CSP)

Revenue

- The costs of CCS are reimbursed by the state and federal governments through the Medical Assistance program and in 2022 are expected to total approximately \$8.3 million, an increase of \$1.1 million or 16% over the prior year.
- Trends in Medical Assistance reimbursement received in other Behavioral Health programs (Crisis Intervention, Outpatient, CSP, and Crisis Stabilization) result in a decrease of \$15,000 from the prior year.

Expenditures

- Overall expenditures for adult out-of-home placements are budgeted to increase in 2022 by \$251,341 to \$5.3 million, or 5% over the prior year. The COVID-19 pandemic has had an adverse impact on mental health, and the ARPA interim final rule includes as an allowable use “funding new or enhanced services that meet behavioral health needs exacerbated by the pandemic,” including mental health and substance misuse treatment. I am recommending that the budgeted increased cost of adult out-of-home placements be funded with ARPA dollars, with the anticipation that the need will be reduced in 2023. Therefore, budgeted expenditures for adult out-of-home placements in 2023 would remain at almost \$5.1 million.
 - The cost for placements at the State institutes in 2022 is budgeted at a little over \$2 million, which is \$184,634 higher than 2021. The budgeted average daily census is expected to increase from 7 to 8. The average daily cost of a placement at the State institutes in 2022 is budgeted at \$695 per day, or about \$253,675 annually.
 - The costs for placements in adult family homes and community-based residential facilities total approximately \$1.4 million for an average daily census of 25 individuals. This is a slight increase from the average of 24 individuals budgeted in 2021. The average daily cost has increased from a budget of \$135 per day in 2021 to \$158 per day in 2022, a 17% increase.
 - Costs for placements in county contracted hospitals are decreasing by \$25,000 in 2022 to \$375,000, representing an average of 1 individual per day funded by the county.
 - HSD has a contract with Harper’s Place, housed at Rock Valley Community Programs, for crisis stabilization services. The 2022 cost of this contract is budgeted at about \$1.2 million, an increase of \$35,087 or 3%.
 - Other high-cost placements are budgeted at \$290,175, a decrease of \$133,225 in 2022.

Personnel

- Two changes are requested and recommended in the Community Support Program (CSP). These changes would eliminate three part-time positions and create two full-time positions responsible for delivering medications to clients during night and weekend shifts, which are currently hard to fill as part-time positions and result in overtime when shifts are filled by current staff. This would also create more consistency for clients.
 - Delete 1.2 FTE Psychiatric Technician positions, resulting in a cost savings of \$51,081.

- Add 2.0 FTE Human Services Professional II positions. While the cost adding these positions totals \$130,030, the net effect of these two changes is a net savings due to a reduction in overtime costs and an increase in billable hours. The net savings from these changes is \$37,775.
- Several positions are requested and recommended for CCS. Because CCS is state and federally funded, these positions will have no impact on the tax levy.
 - 1.0 FTE Human Services Supervisor II
 - 4.0 FTE Human Services Professional VI-VIII
 - 1.0 FTE Analyst
- The Department has requested reallocations for 24.4 FTE Psychiatric Technicians and Peer Specialists at a cost of \$35,404 (most of which represents increased cost to the tax levy). These positions are currently in the 1258 pay grid and operate under different policies than all other Human Services Department positions, and the Department would like to move them to the same pay grid as other professionals in the Behavioral Health Division in order to create consistency in the rules that govern. This is an example of the need for the County to conduct a comprehensive wage study of all County positions, in order to ensure potential changes such as this are appropriate and equitable. The Human Resources Department Budget includes funding for such a study in 2022. Therefore, these reallocations are not recommended at this time.

Budget Highlights – Economic Support Division

Revenue

- Revenues for the Rock County-related Economic Support programs (Income Maintenance and Child Care) are expected to increase by \$84,083 in 2022 for a total of a little over \$4 million.
- Rock County serves as the fiscal and administrative lead county for the Southern Consortium, which includes six other counties (Crawford, Grant, Green, Iowa, Jefferson, and Lafayette). A total of \$3.9 million will be passed through to these six counties in 2022. Rock County constitutes about 49.5% of the caseload across the consortium.

Expenditures

- Expenditures for the Rock County Economic Support programs are expected to increase by \$69,191 in 2022 for a total of almost \$5 million.
- COVID-19 has continued to have an effect on Economic Support caseloads, which have again increased in 2021 to their highest levels since 2015. Through August 2021, the unduplicated caseload averaged 25,486 cases per month, which is 2,461 cases more than the 2020 monthly average, representing a 10.7% increase.
 - The number of FoodShare cases increased from 12,751 in August 2020 to 14,329 in August 2021, an increase of 1,578 cases or 12.4%.
 - The number of Medical Assistance cases increased from 19,063 in August 2020 to 21,958 in August 2021, an increase of 2,895 cases or 15.2%.
 - The number of Child Care cases remained steady year-to-year, with 567 cases in in August 2020 and 563 cases in August 2021.
- The Southern Consortium continues to have an active FoodShare payment error rate below the state average (2.44% compared to 7.32%), ensuring that recipients are receiving the benefits they are entitled to.

Personnel

- The Department is requesting a 1.0 FTE Bilingual Economic Support Screener position at a cost of \$62,199. This position would be available at the Dr. Daniel Hale Williams Rock County Resource Center to assist clients in accessing services and navigating through the building and the variety of services available there. I am recommending that this position be funded through ARPA, which notes that funding can be used for “public benefits navigators to assist community members with navigating and applying for available Federal, State, and local public benefits or services.” In addition, the facility is located in a Qualified Census Tract, which under ARPA allows even more flexibility for use of funds.

Budget Highlights – Aging and Disability Resource Center (ADRC)/Adult Protective Services Division

- Throughout 2021, the ADRC and the Council on Aging have been planning for integration, which will occur in 2022. We anticipate that 2022 will be another year of transition as staff, now co-located, learn how to better collaborate to serve clients and budgets are integrated. The Council on Aging's 2022 budget recommendation is included in the Human Services Board section of the budget but will remain as a separate budget until 2023.

Revenue

- In 2022, the ADRC is expected to receive almost \$1.9 million in state and federal aid, an increase of \$26,624 from the 2021 estimate. Due to continued diligent time reporting by staff regarding the amount of time they spend serving clients eligible for the Medical Assistance program, thereby drawing down federal matching funds, it is expected that no tax levy will be needed to support operations in 2022.

Expenditures

- The County is required to make a payment to the State to offset the State's cost of funding the Family Care program. The payment decreased over a 5-year period, and in 2021 and each year thereafter totals \$2,026,787.
- Referrals to the Adult Protective Services unit for investigations of elder abuse and neglect have remained high but fairly steady over the last several years. Referrals in 2020 totaled 350, and through August 2021 totaled 214, which could put investigations in 2021 around 367 cases. This does not take into account cases referred but not officially opened for investigation, which in 2020 totaled an additional 103 cases. These cases are managed by 1.5 FTE.

Personnel

- No personnel changes are requested for 2022.

Budget Highlights – Administrative Services Division

Revenue

- The Wisconsin Medicaid Cost Reporting (WIMCR) program provides payments to counties based on eligible costs incurred in a variety of human services programs. It is challenging to estimate these amounts from year to year as they are based on factors, such as statewide revenue and costs, that are not always known in advance. However, based on recent history, in 2022 HSD expects to receive \$1.3 million, the same amount included in the 2021 budget.

Expenditures

- The Administrative Services Division manages the finances, technology, and records for all of HSD's divisions. Most of the costs of the Division are charged out to the other HSD divisions to maximize reimbursement available through the many state and federal programs HSD operates.
- Prior to the opening of the Dr. Daniel Hale Williams Rock County Resource Center, the Human Services Department managed the Job Center, including lease costs and services for partner agencies that operated out of the building. Beginning in 2022, these functions will be managed by the Facilities Management Department. Funds continue to be included in the HSD budget for Job Center support staff that staff the front desk.
- In 2022, the Human Services Department and Rock-IT will be working with the vendor to transition Avatar, the department's electronic health record system, to the cloud. Similar to other IT efforts throughout the budget, moving this important system to the cloud has a number of advantages, including more reliable access, better access from remote locations, improved disaster recovery, and stronger cybersecurity. This change will cost \$90,200 in one-time implementation costs, and \$153,084 annually to be hosted in the cloud by the vendor.
- With the growth in remote work and attendance at training events, the department will realize a budget-to-budget savings of \$200,000 in travel expenses in 2022, resulting in a new travel budget of approximately \$566,000.

Personnel

- The Department has requested a 1.0 FTE Communications Specialist position. The need for improved communications has regularly been identified Countywide through employee engagement surveys and input from external stakeholders. The

department currently lacks the resources and expertise to manage strategic internal and external communications. This position would help promote client access to services by increasing HSD program visibility, including through the establishment of a social media presence, as well as support improved employee engagement. This position is recommended at a cost of \$83,231.

- The Human Services Department has for many years managed Rock Haven's medical records. With the implementation of an electronic health records system at Rock Haven several years ago and the increasing demand for reporting to state and federal agencies, the two departments have agreed to transfer this position to Rock Haven's budget. This position is currently vacant, making this an ideal time to make the transition.
- The Department has requested a 1.0 FTE Accountant position. The need for this position is primarily due to program expansion in CLTS, a program that requires significant fiscal support, but will also support other areas with program growth. This position is recommended at a cost of \$78,878.

Summary

- Expenditures in the Children, Youth and Families Programs total \$35,053,912.
 - Recommended tax levy is \$18,203,227, a decrease of \$711,769 or 3.8%.
- Expenditures in the Behavioral Health Programs total \$27,356,633.
 - Recommended tax levy is \$13,935,266, an increase of \$451,973 or 3.4%.
- Expenditures in the Economic Support Division total \$8,850,312.
 - Recommended tax levy is \$943,645, a decrease of \$19,855 or 2.1%.
- Expenditures in the ADRC/Adult Protective Services Division total \$5,000,153.
 - Recommended tax levy is \$2,897,943, an increase of \$257,962 or 9.8%
- Costs for the Administrative Services Division are allocated back to the operating divisions.
- Overall Expenditures for the Human Services Department total \$76,428,240.
 - Recommended tax levy is \$24,133,251, an increase of \$183,489 or 0.8%.

PERSONNEL SUMMARY

COUNCIL ON AGING

PERSONNEL - FULL TIME EQUIVALENT

TITLE	2021 CURRENT	2022 ADMIN REC	INCREASE/ (DECREASE)
Director of Council on Aging	1.0	1.0	0.0
Nutrition Program Supervisor	1.0	1.0	0.0
Transportation Program Supervisor	1.0	1.0	0.0
Mobility Manager	1.0	1.0	0.0
Family Caregiver Support/Outreach Specialist	1.0	1.0	0.0
Elder Benefit Specialist	1.0	1.0	0.0
Clerk-Typist III	1.0	1.0	0.0
Specialized Transit Scheduler/Clerk	1.0	1.0	0.0
Nutrition Program Assistant	1.0	1.0	0.0
Health Promotion Coordinator	0.4	0.4	0.0
Council on Aging Clerical Worker	0.4	0.4	0.0
Specialized Transit Driver	10.8	10.8	0.0
Nutrition Site Manager	2.15	2.15	0.0
Total	22.75	22.75	0.0

PERSONNEL MODIFICATIONS

TYPE OF REQUEST	ORIGINAL POSITION / FROM	NEW POSITION / TO	DEPT REQ	ADMIN REC
-	-	-	-	-

FINANCIAL SUMMARY

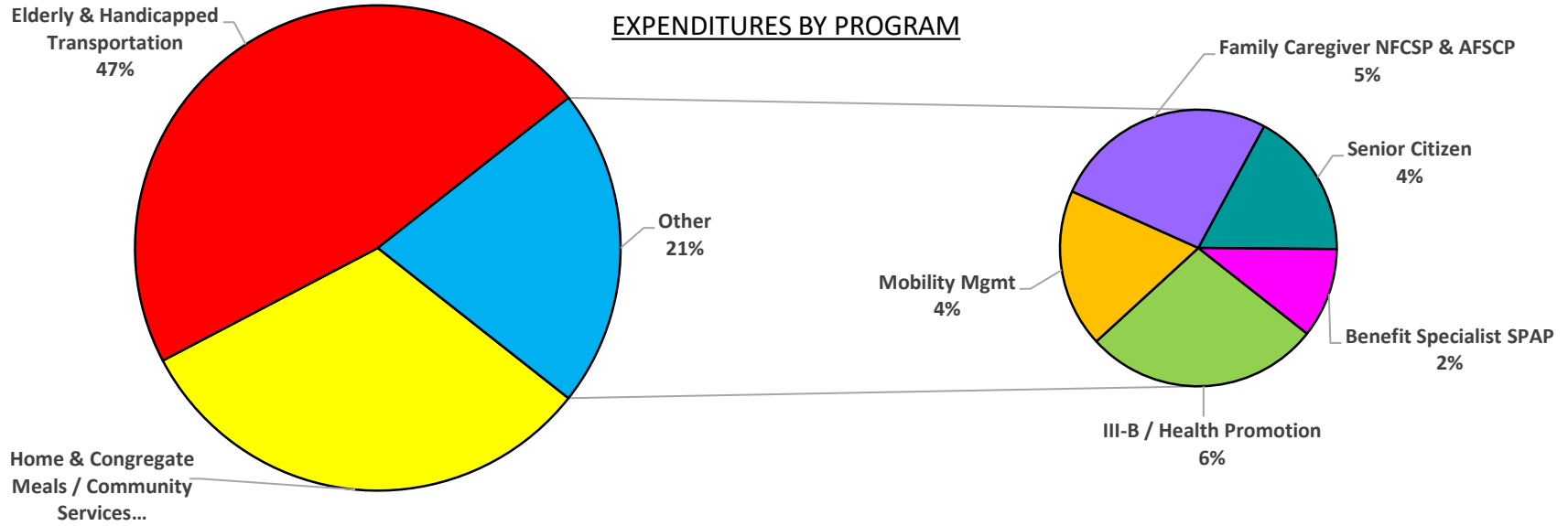
COUNCIL ON AGING

2022

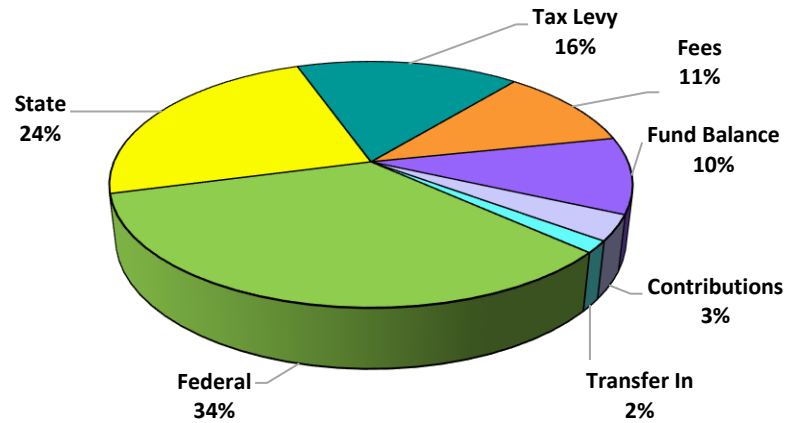
<u>REVENUES</u>	<u>DEPARTMENT REQUEST</u>	<u>ADMINISTRATOR'S RECOMMENDATION</u>
Federal/State	\$1,489,360	\$1,489,360
Intergovernmental	105,842	105,842
Contributions	86,750	86,750
Fund Balance Applied	257,543	257,543
Transfers In	40,324	40,324
Deferred Financing	0	0
Sales Tax	0	0
Fees/ Other	170,000	170,000
Total Revenues	\$2,149,819	\$2,149,819
<u>EXPENDITURES</u>	<u>DEPARTMENT REQUEST</u>	<u>ADMINISTRATOR'S RECOMMENDATION</u>
Salaries	\$960,282	\$960,282
Fringe Benefits	527,119	527,119
Operational	1,243,343	1,243,343
Capital Outlay	148,946	148,946
Allocation of Services	(306,324)	(306,324)
Total Expenditures	\$2,573,366	\$2,573,366
<u>PROPERTY TAX LEVY</u>	<u>\$423,547</u>	<u>\$423,547</u>

2022 BUDGET COUNCIL ON AGING

EXPENDITURES BY PROGRAM



REVENUES BY SOURCE



ADMINISTRATOR'S COMMENTS

COUNCIL ON AGING

2022

Budget Highlights

In 2021, the ad hoc Aging Services Integration Review Advisory Committee received a report reviewing the possibility of integrating the Aging and Disability Resource Center (ADRC) and the Council on Aging and voted to recommend integration. For 2022, the department budget will show as separate from the Human Services Department. In 2023, it is anticipated the complete integration of the Council on Aging's budget with the ADRC will occur.

Also, in 2022, COVID-19 continues to greatly impact department operations as seniors are one of the most high-risk populations affected by the outbreak.

Revenue

- The Council on Aging uses a combination of Federal Aid and client contributions to fund the Congregate Nutrition program and the Home Delivered Meal program:
 - In the Congregate Meals program, COVID-19 resulted in the closure of congregate meal sites, greatly impacting services and revenue. In 2022, overall Congregate Meals program revenue will increase by \$44,905 or 11.5% with the only change in the category of Fund Balance. Fund balance is budgeted in 2022 at \$71,501, an increase of \$44,905 over the prior year as the department needs to spend down unused grant funds and thereby will have a dramatic impact on the tax levy.
 - In the Home Delivered Meal program, federal CARES funds in 2020 and 2021 provided critical monies to respond to the increased demand for home delivered meals as a response to the COVID-19 situation.
 - In order to comply with the County Board directive that the Home Delivered Meal program have no waiting lists, the program has had to rely upon fund balance to balance the budget. Additionally, unused grant funds need to be spent. The use of fund balance is budgeted at \$186,042, an increase of \$49,533 or 36.3%, in 2022. The fund balance at 12/31/21 is estimated to be \$333,863.

- The Elderly and Handicapped Transportation program highlights include:
 - Federal Aid will remain at the estimated 2021 level (\$108,622).
 - State Aid will remain at the 2021 funding level (\$469,891).
 - Passenger fees remain at the 2021 level (\$170,000).
 - Paratransit ridership will remain at the 2021 level (\$105,842) as part of a multi-year contract awarded to the department by the cities of Beloit and Janesville.
 - Transfer In revenue represents the local 20% match for purchasing transit vehicles. No change from the prior year estimate (\$40,324), which provides for the purchase of two replacement vehicles in 2022.
 - The anticipated fund balance of the Rock County Specialized Transit Elderly and Handicapped Transportation Fund on 12/31/21 will be \$196,235.

Expenditures

- The costs for the Elderly and Handicapped Transportation program increased substantially in 2021, primarily as a result of converting from contracted drivers to County employees. Costs for these employees will further increase in 2022 due to the County Board's policy of establishing a \$15 per hour minimum wage for County employees. The overall increase in 2022 will be \$129,804, or 12.0% over the prior year.
 - In 2022, the Council on Aging is budgeting to replace two vehicles totaling \$148,946. The vehicles are funded 80% through the State 5310 Grant and 20% from the Rock County Specialized Transit Elderly and Handicapped Transportation Fund. The local 20% match equals \$29,789.
- The department's main account will increase by \$9,871 or 11.7%, and the account's cost allocations will increase by \$1,398 or 1.4% to \$99,285. Cost Allocations consists of funds from other department grant programs that are allowed to support administrative costs.
- Rock County operates a Congregate Nutrition program that provides meals at five locations to elderly residents. As noted in the Revenue section, COVID-19 resulted in the closure of meal sites for most of 2020 and into 2021. Overall program costs are up by \$44,905 due to higher staff costs for the program, as the wages of the Nutrition Site Managers will increase due to the \$15 per hour minimum wage.

- Rock County also operates a Home Delivered Meal program that provides meals to elderly residents in their homes.
 - Other Contracted Services includes the payment to the Beloit Meals on Wheels program. The agency provides meals to the Beloit area and has been budgeted at \$35,000 for several years. Due to cost and participant increases, \$47,000 was budgeted for the agency in 2021. The 2022 level will increase by \$5,000 to \$52,000.
 - Costs for contracted food services are budgeted to stay at the 2021 level (\$165,071).
 - A County Board policy remains in effect for the Home Delivered Meal program to have no waiting list. In past years, this policy has resulted in needing tax levy to support the program. However, no tax levy is necessary in 2022 due to the use of fund balance as explained above.
- The Mobility Manager Grant program is budgeted at \$101,259, a decrease of \$4,660 and includes:
 - Prior to 2020, the costs of the Mobility Manager position and other program costs were entirely state funded with no tax levy. However, an updated interpretation of the program grant guidelines in 2020 resulted in an increase to the Administrative Expense account (representing the grant program's 20% local match). For 2022, the Administrative Expense account will be \$10,374, a decrease of \$5,389 from the 2021 level.
 - In 2022, a Cost Allocation is budgeted in the amount of \$8,253, an increase of \$1,358 or 19.7%, which has the effect of reducing the burden on the tax levy and consists of funds from other department grant programs that are allowed to support administrative costs.

Personnel

- No personnel changes are requested for 2022.

Summary

- The recommended tax levy for the Council on Aging programs are as follows:
 - Main account is \$94,241, an increase of \$9,871 or 11.7% over the prior year.
 - Elderly and Handicapped Transportation is \$316,313, an increase of \$129,804 or 69.6% over the prior year.
 - Mobility Management program is \$12,993, a decrease of \$4,660 or 26.4%.
 - No tax levy will be needed for Congregate Nutrition program.
 - No tax levy will be needed for the Home Delivered Meals program.
- The recommended tax levy for all Council on Aging programs totals \$423,547, an increase of \$135,015 or 46.8% over the prior year.

**ROCK COUNTY, WISCONSIN
P02 - 2022 BUDGET REPORT**

ET EDUCATION,VETERANS,AGING SERV.
30 COUNCIL ON AGING

Org Key and Description	2019	2020	2021	Actual As of	12/31/2021	2022	2022	County
<u>Object Code and Description</u>	<u>Actual</u>	<u>Actual</u>	<u>Budget</u>	<u>6/30/2021</u>	<u>Estimate</u>	<u>Department Request</u>	<u>Admin Recommends</u>	<u>Board Approved</u>
3900 SENIOR CITIZEN PROGRAMS								
Revenues:								
4410 Miscellaneous Fees	0	0	0	108	0	0	0	0
Total Revenues	0	0	0	108	0	0	0	0
Expenditures:								
6110 Productive Wages	90,022	109,861	101,361	50,300	109,528	117,009	117,009	0
6121 Overtime Wages-Productive	0	14	0	0	0	0	0	0
6140 FICA	6,724	8,368	7,754	3,824	8,379	8,951	8,951	0
6150 Retirement	5,297	7,201	6,842	3,304	7,393	7,605	7,605	0
6160 Insurance Benefits	14,747	17,744	33,972	33,320	33,972	33,828	33,828	0
6170 Other Compensation	286	262	245	245	245	245	245	0
6210 Professional Services	11,625	13,065	17,155	16,648	17,135	9,075	9,075	0
6212 Legal Services	49	0	0	0	0	0	0	0
6213 Financial Services	4,000	0	4,500	0	4,500	4,725	4,725	0
6221 Telephone Services	1,576	3,176	1,400	1,328	2,600	2,600	2,600	0
6240 Repair & Maintenance Serv	352	270	455	0	455	500	500	0
6249 Sundry Repair & Maint	0	0	200	0	200	200	200	0
6310 Office Supplies	1,757	2,817	2,225	814	2,423	2,523	2,523	0
6330 Travel	1,201	217	700	96	200	675	675	0
6420 Training Expense	162	402	700	149	250	700	700	0
6532 Building/Office Lease	5,349	4,874	4,748	2,479	4,748	4,890	4,890	0
6800 Cost Allocations	(94,141)	(38,828)	(97,887)	0	(97,877)	(99,285)	(99,285)	0
Total Expenditures	49,006	129,443	84,370	112,507	94,151	94,241	94,241	0
 COUNTY SHARE	 (49,006)	 (129,443)	 (84,370)	 (112,399)	 (94,151)	 (94,241)	 (94,241)	 0

**ROCK COUNTY, WISCONSIN
P02 - 2022 BUDGET REPORT**

ET EDUCATION,VETERANS,AGING SERV.
30 COUNCIL ON AGING

Org Key and Description	2019	2020	2021	Actual As of	12/31/2021	2022	2022	County
<u>Object Code and Description</u>	<u>Actual</u>	<u>Actual</u>	<u>Budget</u>	<u>6/30/2021</u>	<u>Estimate</u>	<u>Department Request</u>	<u>Admin Recommends</u>	<u>Board Approved</u>
3901 TITLE III-B								
Revenues:								
4210 Federal Aid	97,344	172,943	140,713	5,216	140,713	140,713	140,713	0
4410 Miscellaneous Fees	0	100	0	0	0	0	0	0
4600 Contributions	0	105	500	105	500	500	500	0
Total Revenues	97,344	173,148	141,213	5,321	141,213	141,213	141,213	0
Expenditures:								
6110 Productive Wages	92,536	114,355	62,141	53,190	113,195	121,959	121,959	0
6121 Overtime Wages-Productive	1,242	0	0	0	0	0	0	0
6140 FICA	7,302	8,714	4,754	4,057	8,660	9,328	9,328	0
6150 Retirement	5,861	6,434	4,195	2,947	6,376	7,926	7,926	0
6160 Insurance Benefits	37,914	47,062	23,755	23,754	40,724	40,528	40,528	0
6210 Professional Services	7,130	12,120	20,200	20,200	20,200	20,200	20,200	0
6221 Telephone Services	493	509	792	249	792	792	792	0
6260 Human Services	0	0	32,663	0	0	0	0	0
6310 Office Supplies	17,918	1,269	26,673	416	25,536	27,372	27,372	0
6320 Publications/Dues/Supscription	429	394	450	65	450	450	450	0
6330 Travel	2,921	784	2,387	321	615	1,505	1,505	0
6420 Training Expense	1,805	54	4,590	539	2,000	4,590	4,590	0
6532 Building/Office Lease	2,675	2,437	4,724	1,240	4,724	4,866	4,866	0
6800 Cost Allocations	(85,628)	(55,966)	(46,111)	0	(46,091)	(98,303)	(98,303)	0
Total Expenditures	92,598	138,166	141,213	106,978	177,181	141,213	141,213	0
 COUNTY SHARE	 4,746	 34,982	 0	 (101,657)	 (35,968)	 0	 0	 0

**ROCK COUNTY, WISCONSIN
P02 - 2022 BUDGET REPORT**

ET EDUCATION,VETERANS,AGING SERV.
30 COUNCIL ON AGING

Org Key and Description <u>Object Code and Description</u>	2019 <u>Actual</u>	2020 <u>Actual</u>	2021 <u>Budget</u>	Actual As of <u>6/30/2021</u>	12/31/2021 <u>Estimate</u>	2022 <u>Department Request</u>	2022 <u>Admin Recommends</u>	County <u>Board Approved</u>
3902 COMMUNITY SERVICES								
Revenues:								
4220 State Aid	11,335	11,335	11,335	7,371	11,335	11,335	11,335	0
Total Revenues	11,335	11,335	11,335	7,371	11,335	11,335	11,335	0
Expenditures:								
6210 Professional Services	0	2	0	0	0	0	0	0
6330 Travel	11,335	11,335	11,335	0	11,335	11,335	11,335	0
Total Expenditures	11,335	11,337	11,335	0	11,335	11,335	11,335	0
 COUNTY SHARE	 0	 (2)	 0	 7,371	 0	 0	 0	 0

**ROCK COUNTY, WISCONSIN
P02 - 2022 BUDGET REPORT**

ET EDUCATION,VETERANS,AGING SERV.
30 COUNCIL ON AGING

Org Key and Description	2019	2020	2021	Actual As of	12/31/2021	2022	2022	County
<u>Object Code and Description</u>	<u>Actual</u>	<u>Actual</u>	<u>Budget</u>	<u>6/30/2021</u>	<u>Estimate</u>	<u>Department Request</u>	<u>Admin Recommends</u>	<u>Board Approved</u>
3903 NUTRITION PROGRAM								
Revenues:								
4210 Federal Aid	164,063	138,991	331,090	19,812	81,090	331,090	331,090	0
4600 Contributions	29,470	33,511	32,000	21,201	40,000	32,000	32,000	0
4640 Fund Balance	0	0	26,596	0	0	71,501	71,501	0
Total Revenues	193,533	172,502	389,686	41,013	121,090	434,591	434,591	0
Expenditures:								
6110 Productive Wages	11,495	87,183	20,554	52,278	20,554	56,386	56,386	0
6140 FICA	850	6,600	1,572	3,962	1,572	4,314	4,314	0
6150 Retirement	601	4,260	1,387	2,137	1,387	3,665	3,665	0
6160 Insurance Benefits	2,237	8,364	15,739	14,059	15,674	25,616	25,616	0
6210 Professional Services	179,594	55,180	178,337	30,076	29,080	186,965	186,965	0
6221 Telephone Services	383	458	483	225	450	450	450	0
6249 Sundry Repair & Maint	0	0	250	0	250	698	698	0
6260 Human Services	53,204	6	107,911	0	0	89,773	89,773	0
6310 Office Supplies	17,566	2,915	27,681	2,006	28,616	30,557	30,557	0
6320 Publications/Dues/Supscription	135	222	150	0	475	475	475	0
6330 Travel	1,884	2,575	2,500	228	500	2,500	2,500	0
6412 Food Supplies	4,791	2,120	3,500	0	2,600	3,500	3,500	0
6420 Training Expense	333	184	800	22	150	800	800	0
6490 Other Supplies	23,485	0	23,856	188	23,356	23,856	23,856	0
6532 Building/Office Lease	2,675	2,437	2,373	1,240	2,373	2,444	2,444	0
6539 Other Rents & Leases	2,400	0	2,593	2,400	2,592	2,592	2,592	0
Total Expenditures	301,633	172,504	389,686	108,821	129,629	434,591	434,591	0
 COUNTY SHARE	 (108,100)	 (2)	 0	 (67,808)	 (8,539)	 0	 0	 0

**ROCK COUNTY, WISCONSIN
P02 - 2022 BUDGET REPORT**

ET EDUCATION,VETERANS,AGING SERV.
30 COUNCIL ON AGING

Org Key and Description	2019	2020	2021	Actual As of	12/31/2021	2022	2022	County
<u>Object Code and Description</u>	<u>Actual</u>	<u>Actual</u>	<u>Budget</u>	<u>6/30/2021</u>	<u>Estimate</u>	<u>Department Request</u>	<u>Admin Recommends</u>	<u>Board Approved</u>
3904 DELIVERED MEALS								
Revenues:								
4210 Federal Aid	90,734	334,160	297,135	26,972	117,405	117,405	117,405	0
4410 Miscellaneous Fees	4,158	2,089	1,600	348	696	0	0	0
4600 Contributions	37,589	80,849	54,000	34,030	61,990	54,000	54,000	0
4640 Fund Balance	0	0	136,509	0	0	186,042	186,042	0
Total Revenues	132,481	417,098	489,244	61,350	180,091	357,447	357,447	0
Expenditures:								
6110 Productive Wages	45,980	0	119,676	0	119,676	112,772	112,772	0
6140 FICA	3,402	0	9,156	0	9,156	8,627	8,627	0
6150 Retirement	2,404	0	8,078	0	8,078	7,330	7,330	0
6160 Insurance Benefits	6,132	0	71,606	71,133	71,606	51,231	51,231	0
6210 Professional Services	186,808	366,547	282,342	108,226	227,000	217,071	217,071	0
6212 Legal Services	0	3,924	0	0	0	0	0	0
6310 Office Supplies	910	1,485	1,555	920	1,780	1,955	1,955	0
6330 Travel	36,097	42,073	48,244	19,993	40,000	48,244	48,244	0
6412 Food Supplies	7,179	9,866	9,713	2,946	6,000	5,200	5,200	0
6420 Training Expense	90	0	0	0	0	0	0	0
6460 Program Expenses	30	(124)	0	0	0	0	0	0
6490 Other Supplies	2,988	4,660	7,495	1,020	3,100	5,500	5,500	0
6800 Cost Allocations	(64,409)	(11,335)	(68,621)	0	(11,335)	(100,483)	(100,483)	0
Total Expenditures	227,611	417,096	489,244	204,238	475,061	357,447	357,447	0
 COUNTY SHARE	 (95,130)	 2	 0	 (142,888)	 (294,970)	 0	 0	 0

**ROCK COUNTY, WISCONSIN
P02 - 2022 BUDGET REPORT**

ET EDUCATION,VETERANS,AGING SERV.
30 COUNCIL ON AGING

Org Key and Description	2019	2020	2021	Actual As of	12/31/2021	2022	2022	County
<u>Object Code and Description</u>	<u>Actual</u>	<u>Actual</u>	<u>Budget</u>	<u>6/30/2021</u>	<u>Estimate</u>	<u>Department Request</u>	<u>Admin Recommends</u>	<u>Board Approved</u>
3905 ELDERLY & HANDICAPPED TRANSPOR								
Revenues:								
4210 Federal Aid	205,059	0	64,764	0	108,622	108,622	108,622	0
4220 State Aid	426,404	472,071	469,891	463,126	463,126	469,891	469,891	0
4410 Miscellaneous Fees	218,377	93,660	170,000	56,483	150,000	170,000	170,000	0
4520 Intergov Charges-Municipality	56,518	84,202	105,842	43,278	105,842	105,842	105,842	0
4620 Sale of County Property	56,127	22,108	0	0	0	0	0	0
4630 Interest Revenue	0	81	0	0	0	0	0	0
4700 Transfer In	144,356	436	84,182	0	40,324	40,324	40,324	0
Total Revenues	1,106,841	672,558	894,679	562,887	867,914	894,679	894,679	0
Expenditures:								
6110 Productive Wages	81,763	87,489	376,056	154,076	335,500	464,653	464,653	0
6121 Overtime Wages-Productive	4,820	5,062	4,322	14,170	30,000	30,000	30,000	0
6140 FICA	6,615	6,993	29,099	12,825	27,960	37,841	37,841	0
6150 Retirement	5,679	5,989	25,676	8,734	22,646	32,152	32,152	0
6160 Insurance Benefits	53,802	49,384	223,795	219,095	220,838	222,917	222,917	0
6210 Professional Services	452,081	285,523	12,120	27,306	12,120	8,080	8,080	0
6221 Telephone Services	6,057	4,283	9,600	2,150	4,300	4,591	4,591	0
6241 Repair&Maint-Vehicles	153,127	72,107	95,000	35,618	72,000	99,750	99,750	0
6249 Sundry Repair & Maint	12,152	12,106	12,152	12,470	12,470	12,927	12,927	0
6260 Human Services	0	0	0	0	0	8,253	8,253	0
6310 Office Supplies	51,934	39,676	40,416	179	40,216	36,734	36,734	0
6320 Publications/Dues/Supscription	0	35	100	35	100	100	100	0
6330 Travel	32	0	2,600	0	0	2,600	2,600	0
6350 Repair & Maintenance Supplies	77,538	41,094	80,400	36,225	75,000	80,400	80,400	0
6410 Cash Food	0	0	0	(30)	0	0	0	0
6420 Training Expense	22	298	590	0	0	590	590	0
6460 Program Expenses	14,742	14,505	13,070	2,033	13,070	13,070	13,070	0
6490 Other Supplies	4	0	0	0	0	0	0	0
6510 Insurance Expense	2,249	2,116	2,500	0	2,500	2,500	2,500	0
6532 Building/Office Lease	5,349	4,874	4,746	2,479	4,746	4,888	4,888	0
6710 Equipment/Furniture	264,157	22,155	148,946	0	40,000	148,946	148,946	0
Total Expenditures	1,192,123	653,689	1,081,188	527,365	913,466	1,210,992	1,210,992	0
COUNTY SHARE	(85,282)	18,869	(186,509)	35,522	(45,552)	(316,313)	(316,313)	0

**ROCK COUNTY, WISCONSIN
P02 - 2022 BUDGET REPORT**

ET EDUCATION,VETERANS,AGING SERV.
30 COUNCIL ON AGING

Org Key and Description	2019	2020	2021	Actual As of	12/31/2021	2022	2022	County
<u>Object Code and Description</u>	<u>Actual</u>	<u>Actual</u>	<u>Budget</u>	<u>6/30/2021</u>	<u>Estimate</u>	<u>Department Request</u>	<u>Admin Recommends</u>	<u>Board Approved</u>
3908 TITLE III-D								
Revenues:								
4210 Federal Aid	9,517	975	9,267	1,956	1,273	9,267	9,267	0
4600 Contributions	420	1,522	250	80	250	250	250	0
Total Revenues	9,937	2,497	9,517	2,036	1,523	9,517	9,517	0
Expenditures:								
6260 Human Services	9,937	2,192	9,517	16	1,523	7,517	7,517	0
6310 Office Supplies	0	0	0	0	0	2,000	2,000	0
6420 Training Expense	0	306	0	0	0	0	0	0
Total Expenditures	9,937	2,498	9,517	16	1,523	9,517	9,517	0
 COUNTY SHARE	 0	 (1)	 0	 2,020	 0	 0	 0	 0

**ROCK COUNTY, WISCONSIN
P02 - 2022 BUDGET REPORT**

ET EDUCATION,VETERANS,AGING SERV.
30 COUNCIL ON AGING

Org Key and Description	2019	2020	2021	Actual As of	12/31/2021	2022	2022	County
<u>Object Code and Description</u>	<u>Actual</u>	<u>Actual</u>	<u>Budget</u>	<u>6/30/2021</u>	<u>Estimate</u>	<u>Department Request</u>	<u>Admin Recommends</u>	<u>Board Approved</u>
3915 TITLE III-E FAM CAREGIVER SUPP								
Revenues:								
4210 Federal Aid	58,271	50,399	73,540	4,566	60,000	73,540	73,540	0
4600 Contributions	40	0	0	0	0	0	0	0
Total Revenues	58,311	50,399	73,540	4,566	60,000	73,540	73,540	0
Expenditures:								
6260 Human Services	20,053	168	23,398	7	8,201	24,370	24,370	0
6420 Training Expense	3,682	24	0	0	0	0	0	0
6460 Program Expenses	34,577	53,244	50,142	12,701	9,100	49,170	49,170	0
Total Expenditures	58,312	53,436	73,540	12,708	17,301	73,540	73,540	0
 COUNTY SHARE	 (1)	 (3,037)	 0	 (8,142)	 42,699	 0	 0	 0

**ROCK COUNTY, WISCONSIN
P02 - 2022 BUDGET REPORT**

ET EDUCATION,VETERANS,AGING SERV.
30 COUNCIL ON AGING

Org Key and Description	2019	2020	2021	Actual As of	12/31/2021	2022	2022	County
<u>Object Code and Description</u>	<u>Actual</u>	<u>Actual</u>	<u>Budget</u>	<u>6/30/2021</u>	<u>Estimate</u>	<u>Department Request</u>	<u>Admin Recommends</u>	<u>Board Approved</u>
3916 MOBILITY MANAGER GRANT								
Revenues:								
4210 Federal Aid	94,979	62,409	56,245	17,553	56,245	88,266	88,266	0
4700 Transfer In	0	0	32,021	0	0	0	0	0
Total Revenues	94,979	62,409	88,266	17,553	56,245	88,266	88,266	0
Expenditures:								
6110 Productive Wages	48,480	52,721	55,547	24,805	55,547	57,503	57,503	0
6140 FICA	3,721	4,035	4,249	1,898	4,249	4,399	4,399	0
6150 Retirement	3,180	3,559	3,749	1,674	3,749	3,737	3,737	0
6160 Insurance Benefits	7,909	7,915	16,957	16,591	16,957	16,879	16,879	0
6210 Professional Services	3,565	4,040	4,040	4,040	4,040	4,040	4,040	0
6221 Telephone Services	194	186	236	86	160	236	236	0
6260 Human Services	2,510	945	2,500	285	1,000	2,500	2,500	0
6310 Office Supplies	18,087	613	18,463	771	17,513	13,074	13,074	0
6320 Publications/Dues/Supscription	585	137	700	70	150	700	700	0
6330 Travel	2,578	1,710	2,000	504	1,000	2,000	2,000	0
6420 Training Expense	1,479	721	2,000	154	750	2,000	2,000	0
6460 Program Expenses	15	0	0	0	0	0	0	0
6532 Building/Office Lease	2,675	2,437	2,373	1,240	2,373	2,444	2,444	0
6800 Cost Allocations	0	0	(6,895)	0	0	(8,253)	(8,253)	0
Total Expenditures	94,978	79,019	105,919	52,118	107,488	101,259	101,259	0
COUNTY SHARE	1	(16,610)	(17,653)	(34,565)	(51,243)	(12,993)	(12,993)	0

**ROCK COUNTY, WISCONSIN
P02 - 2022 BUDGET REPORT**

ET EDUCATION,VETERANS,AGING SERV.
30 COUNCIL ON AGING

Org Key and Description	2019	2020	2021	Actual As of	12/31/2021	2022	2022	County
<u>Object Code and Description</u>	<u>Actual</u>	<u>Actual</u>	<u>Budget</u>	<u>6/30/2021</u>	<u>Estimate</u>	<u>Department Request</u>	<u>Admin Recommends</u>	<u>Board Approved</u>
3917 SENIOR FARMERS MARKET								
Revenues:								
4210 Federal Aid	12,225	12,225	12,225	0	12,225	12,225	12,225	0
Total Revenues	12,225	12,225	12,225	0	12,225	12,225	12,225	0
Expenditures:								
6260 Human Services	12,225	12,225	12,225	0	12,225	12,225	12,225	0
Total Expenditures	12,225	12,225	12,225	0	12,225	12,225	12,225	0
 COUNTY SHARE	 0	 0	 0	 0	 0	 0	 0	 0

**ROCK COUNTY, WISCONSIN
P02 - 2022 BUDGET REPORT**

ET EDUCATION,VETERANS,AGING SERV.
30 COUNCIL ON AGING

Org Key and Description	2019	2020	2021	Actual As of	12/31/2021	2022	2022	County
<u>Object Code and Description</u>	<u>Actual</u>	<u>Actual</u>	<u>Budget</u>	<u>6/30/2021</u>	<u>Estimate</u>	<u>Department Request</u>	<u>Admin Recommends</u>	<u>Board Approved</u>
3920 ALZHEIMER'S SUPPORT PROG								
Revenues:								
4220 State Aid	68,469	34,956	69,624	17,523	50,000	69,624	69,624	0
Total Revenues	68,469	34,956	69,624	17,523	50,000	69,624	69,624	0
Expenditures:								
6210 Professional Services	(1)	0	0	0	0	0	0	0
6260 Human Services	18,218	232	22,729	9,644	43	24,370	24,370	0
6310 Office Supplies	0	0	0	4,813	0	0	0	0
6400 Medical Supplies	0	0	0	1,079	0	0	0	0
6460 Program Expenses	50,251	33,435	46,895	3,939	49,957	45,254	45,254	0
Total Expenditures	68,468	33,667	69,624	19,475	50,000	69,624	69,624	0
 COUNTY SHARE	 1	 1,289	 0	 (1,952)	 0	 0	 0	 0

**ROCK COUNTY, WISCONSIN
P02 - 2022 BUDGET REPORT**

ET EDUCATION,VETERANS,AGING SERV.
30 COUNCIL ON AGING

Org Key and Description	2019	2020	2021	Actual As of	12/31/2021	2022	2022	County
<u>Object Code and Description</u>	<u>Actual</u>	<u>Actual</u>	<u>Budget</u>	<u>6/30/2021</u>	<u>Estimate</u>	<u>Department Request</u>	<u>Admin Recommends</u>	<u>Board Approved</u>
3921 BENEFIT SPECIALIST GRANT								
Revenues:								
4220 State Aid	33,438	33,438	57,382	16,541	58,102	57,382	57,382	0
Total Revenues	33,438	33,438	57,382	16,541	58,102	57,382	57,382	0
Expenditures:								
6110 Productive Wages	0	0	49,605	0	0	0	0	0
6140 FICA	0	0	3,795	0	0	0	0	0
6150 Retirement	0	0	3,348	0	0	0	0	0
6160 Insurance Benefits	0	0	16,959	16,466	16,959	0	0	0
6210 Professional Services	7,130	8,080	8,080	8,080	8,080	4,040	4,040	0
6221 Telephone Services	476	455	1,022	218	500	1,022	1,022	0
6260 Human Services	21,709	21,806	0	0	46,048	47,563	47,563	0
6310 Office Supplies	994	525	762	64	600	762	762	0
6320 Publications/Dues/Supscription	0	35	50	35	50	50	50	0
6330 Travel	0	0	3,250	0	200	1,000	1,000	0
6420 Training Expense	454	100	800	0	250	500	500	0
6532 Building/Office Lease	2,675	2,437	2,374	1,240	2,374	2,445	2,445	0
6800 Cost Allocations	0	0	(32,663)	0	0	0	0	0
Total Expenditures	33,438	33,438	57,382	26,103	75,061	57,382	57,382	0
 COUNTY SHARE	 0	 0	 0	 (9,562)	 (16,959)	 0	 0	 0

**ROCK COUNTY, WISCONSIN
P02 - 2022 BUDGET REPORT**

ET EDUCATION,VETERANS,AGING SERV.
30 COUNCIL ON AGING

Org Key and Description	2019	2020	2021	Actual As of	12/31/2021	2022	2022	County
<u>Object Code and Description</u>	<u>Actual</u>	<u>Actual</u>	<u>Budget</u>	<u>6/30/2021</u>	<u>Estimate</u>	<u>Department Request</u>	<u>Admin Recommends</u>	<u>Board Approved</u>
3954 MEDICARE IMPROVMNTS PATIE/PROV								
Revenues:								
4220 State Aid	10,148	10,368	0	0	0	0	0	0
Total Revenues	10,148	10,368	0	0	0	0	0	0
Expenditures:								
6260 Human Services	10,148	10,368	0	0	0	0	0	0
Total Expenditures	10,148	10,368	0	0	0	0	0	0
 COUNTY SHARE	 0	 0	 0	 0	 0	 0	 0	 0

**ROCK COUNTY, WISCONSIN
P02 - 2022 BUDGET REPORT**

ET EDUCATION,VETERANS,AGING SERV.
30 COUNCIL ON AGING

Org Key and Description	2019	2020	2021	Actual As of	12/31/2021	2022	2022	County
<u>Object Code and Description</u>	<u>Actual</u>	<u>Actual</u>	<u>Budget</u>	<u>6/30/2021</u>	<u>Estimate</u>	<u>Department</u>	<u>Admin</u>	<u>Board</u>
						<u>Request</u>	<u>Recommends</u>	<u>Approved</u>
3964 STATE PHARM ASST PROG								
Revenues:								
4220 State Aid	9,967	14,953	0	0	0	0	0	0
Total Revenues	9,967	14,953	0	0	0	0	0	0
Expenditures:								
6260 Human Services	9,967	14,953	0	0	0	0	0	0
Total Expenditures	9,967	14,953	0	0	0	0	0	0
 COUNTY SHARE	 0	 0	 0	 0	 0	 0	 0	 0

**ROCK COUNTY, WISCONSIN
P02 - 2022 BUDGET REPORT**

ET EDUCATION,VETERANS,AGING SERV.
30 COUNCIL ON AGING

Org Key and Description	2019	2020	2021	Actual As of	12/31/2021	2022	2022	County
<u>Object Code and Description</u>	<u>Actual</u>	<u>Actual</u>	<u>Budget</u>	<u>6/30/2021</u>	<u>Estimate</u>	<u>Department</u>	<u>Admin</u>	<u>Board</u>
						<u>Request</u>	<u>Recommends</u>	<u>Approved</u>
3974 STATE HEALTH INS PROG								
Revenues:								
4210 Federal Aid	0	7,439	0	0	0	0	0	0
Total Revenues	0	7,439	0	0	0	0	0	0
Expenditures:								
6260 Human Services	0	7,439	0	0	0	0	0	0
Total Expenditures	0	7,439	0	0	0	0	0	0
 COUNTY SHARE	 0	 0	 0	 0	 0	 0	 0	 0

**ROCK COUNTY, WISCONSIN
P02 - 2022 BUDGET REPORT**

**ET EDUCATION,VETERANS,AGING SERV.
30 COUNCIL ON AGING**

Org Key and Description <u>Object Code and Description</u>	2019 <u>Actual</u>	2020 <u>Actual</u>	2021 <u>Budget</u>	Actual As of <u>6/30/2021</u>	12/31/2021 <u>Estimate</u>	2022 Department <u>Request</u>	2022 Admin <u>Recommends</u>	County Board <u>Approved</u>
Total For Location: COUNCIL ON AGING	(332,771)	(93,953)	(288,532)	(434,060)	(504,683)	(423,547)	(423,547)	0

**ROCK COUNTY, WISCONSIN
P02 - 2022 BUDGET REPORT**

ET EDUCATION,VETERANS,AGING SERV.
30 COUNCIL ON AGING

Org Key and Description <u>Object Code and Description</u>	2019 <u>Actual</u>	2020 <u>Actual</u>	2021 <u>Budget</u>	Actual As of <u>6/30/2021</u>	12/31/2021 <u>Estimate</u>	2022 <u>Department Request</u>	2022 <u>Admin Recommends</u>	County <u>Board Approved</u>
TOTAL FOR EDUCATION,VETERANS,AGING SERV.	(332,771)	(93,953)	(288,532)	(434,060)	(504,683)	(423,547)	(423,547)	0

**ROCK COUNTY, WISCONSIN
P02 - 2022 BUDGET REPORT**

SS HUMAN SERVICES
36 HUMAN SERVICES

Org Key and Description	2019	2020	2021	Actual As of	12/31/2021	2022	2022	County
<u>Object Code and Description</u>	<u>Actual</u>	<u>Actual</u>	<u>Budget</u>	<u>6/30/2021</u>	<u>Estimate</u>	<u>Department Request</u>	<u>Admin Recommends</u>	<u>Board Approved</u>
3600 AGENCY MANAGEMENT & SUPPORT								
Revenues:								
4210 Federal Aid	10,700,146	11,929,636	11,996,076	2,067,745	12,004,160	12,004,160	12,004,160	0
4220 State Aid	0	15,598	0	0	0	0	0	0
4410 Miscellaneous Fees	5,626	6,309	4,250	1,156	2,400	2,400	2,400	0
4530 Charges-Other County Dept	62,471	40,590	65,000	16,157	40,000	0	0	0
Total Revenues	10,768,243	11,992,133	12,065,326	2,085,058	12,046,560	12,006,560	12,006,560	0
Expenditures:								
6110 Productive Wages	1,850,262	2,056,981	2,329,775	992,230	2,283,655	2,504,571	2,504,571	0
6121 Overtime Wages-Productive	1,635	215	1,000	743	1,500	1,000	1,000	0
6130 Per Diems	11,321	8,115	11,750	4,731	9,550	11,000	11,000	0
6140 FICA	142,153	157,434	178,303	76,102	174,814	191,678	191,678	0
6150 Retirement	120,668	135,224	154,971	64,250	151,480	160,585	160,585	0
6160 Insurance Benefits	585,170	578,441	678,602	668,818	678,602	675,528	675,528	0
6210 Professional Services	38,830	32,830	43,523	21,762	43,523	115,191	115,191	0
6250 Court Related Services	0	0	450	0	450	450	450	0
6330 Travel	4,805	1,283	4,000	(15,154)	343	21,770	21,770	0
6420 Training Expense	10,310	3,936	18,200	536	18,050	33,350	33,350	0
6820 Human Services Cost Allocation	(2,765,155)	(2,958,860)	(3,420,574)	(1,813,211)	(3,361,967)	(3,715,123)	(3,715,123)	0
Total Expenditures	(1)	15,599	0	807	0	0	0	0
 COUNTY SHARE	 10,768,244	 11,976,534	 12,065,326	 2,084,251	 12,046,560	 12,006,560	 12,006,560	 0

**ROCK COUNTY, WISCONSIN
P02 - 2022 BUDGET REPORT**

SS HUMAN SERVICES
36 HUMAN SERVICES

Org Key and Description	2019	2020	2021	Actual As of	12/31/2021	2022	2022	County
<u>Object Code and Description</u>	<u>Actual</u>	<u>Actual</u>	<u>Budget</u>	<u>6/30/2021</u>	<u>Estimate</u>	<u>Department Request</u>	<u>Admin Recommends</u>	<u>Board Approved</u>
3602 OVERHEAD								
Revenues:								
Total Revenues	0	0	0	0	0	0	0	0
Expenditures:								
6170 Other Compensation	294,673	321,480	281,440	277,651	293,440	289,440	289,440	0
6190 Other Personal Services	195	0	255	62	255	40	40	0
6210 Professional Services	201,973	213,651	270,295	208,881	283,255	294,535	294,535	0
6213 Financial Services	21,100	22,155	23,263	0	23,263	24,426	24,426	0
6221 Telephone Services	152,449	133,547	156,000	68,840	145,392	147,000	147,000	0
6240 Repair & Maintenance Serv	12,221	8,310	14,800	3,290	14,800	12,500	12,500	0
6249 Sundry Repair & Maint	56,774	58,403	70,826	28,463	70,826	84,859	84,859	0
6310 Office Supplies	140,621	85,278	151,850	20,073	129,400	130,250	130,250	0
6320 Publications/Dues/Supscription	6,370	6,357	6,200	4,492	6,200	6,400	6,400	0
6490 Other Supplies	510	68	25	10	10	20	20	0
6510 Insurance Expense	158,373	179,672	192,000	0	192,000	211,200	211,200	0
6532 Building/Office Lease	60,624	56,847	58,140	0	58,140	98,886	98,886	0
6710 Equipment/Furniture	7,916	0	0	0	0	6,212	6,212	0
6800 Cost Allocations	0	9,798	0	0	0	0	0	0
6820 Human Services Cost Allocation	(1,113,799)	(1,084,588)	(1,225,094)	(611,706)	(1,216,981)	(1,305,768)	(1,305,768)	0
Total Expenditures	0	10,978	0	56	0	0	0	0
COUNTY SHARE	0	(10,978)	0	(56)	0	0	0	0

**ROCK COUNTY, WISCONSIN
P02 - 2022 BUDGET REPORT**

SS HUMAN SERVICES
36 HUMAN SERVICES

Org Key and Description	2019	2020	2021	Actual As of	12/31/2021	2022	2022	County
<u>Object Code and Description</u>	<u>Actual</u>	<u>Actual</u>	<u>Budget</u>	<u>6/30/2021</u>	<u>Estimate</u>	<u>Department</u>	<u>Admin</u>	<u>Board</u>
						<u>Request</u>	<u>Recommends</u>	<u>Approved</u>
3603 SPECIAL HSD ACCOUNTS								
Revenues:								
4600 Contributions	24,235	15,915	10,000	1,222	5,000	7,500	7,500	0
4700 Transfer In	4,008	394	0	0	0	0	0	0
Total Revenues	28,243	16,309	10,000	1,222	5,000	7,500	7,500	0
Expenditures:								
6460 Program Expenses	6,628	4,214	13,318	1,493	8,000	24,708	24,708	0
6490 Other Supplies	28,242	16,308	10,000	3,238	2,500	7,500	7,500	0
Total Expenditures	34,870	20,522	23,318	4,731	10,500	32,208	32,208	0
 COUNTY SHARE	 (6,627)	 (4,213)	 (13,318)	 (3,509)	 (5,500)	 (24,708)	 (24,708)	 0

**ROCK COUNTY, WISCONSIN
P02 - 2022 BUDGET REPORT**

SS HUMAN SERVICES
36 HUMAN SERVICES

Org Key and Description	2019	2020	2021	Actual As of	12/31/2021	2022	2022	County
<u>Object Code and Description</u>	<u>Actual</u>	<u>Actual</u>	<u>Budget</u>	<u>6/30/2021</u>	<u>Estimate</u>	<u>Department Request</u>	<u>Admin Recommends</u>	<u>Board Approved</u>
3604 ECONOMIC SUPPORT								
Revenues:								
4210 Federal Aid	2,785,027	3,403,348	3,359,725	816,056	3,500,311	3,561,445	3,561,445	0
4430 Medical Charges for Services	8,300	9,218	0	16,284	0	0	0	0
Total Revenues	2,793,327	3,412,566	3,359,725	832,340	3,500,311	3,561,445	3,561,445	0
Expenditures:								
6110 Productive Wages	2,320,414	2,319,636	2,476,829	1,085,209	2,447,175	2,647,056	2,647,056	0
6121 Overtime Wages-Productive	33,255	668	30,000	877	4,000	30,000	30,000	0
6140 FICA	179,448	176,346	191,768	82,750	187,515	204,792	204,792	0
6150 Retirement	152,405	154,054	169,219	72,692	165,454	174,010	174,010	0
6160 Insurance Benefits	985,345	889,430	932,502	919,081	932,502	945,089	945,089	0
6190 Other Personal Services	0	0	40	0	40	0	0	0
6210 Professional Services	276,388	321,589	262,600	262,600	262,600	274,720	274,720	0
6217 Medical Services	1,148	402	1,450	0	967	1,450	1,450	0
6221 Telephone Services	4,309	5,174	4,000	2,402	4,325	28,800	28,800	0
6249 Sundry Repair & Maint	0	98	360	0	360	360	360	0
6310 Office Supplies	3,728	6,783	2,000	750	1,400	1,533	1,533	0
6330 Travel	5,806	906	5,800	0	0	2,000	2,000	0
6420 Training Expense	1,062	321	8,250	103	8,250	8,400	8,400	0
6460 Program Expenses	220	0	2,000	0	2,000	2,000	2,000	0
6532 Building/Office Lease	0	0	0	0	0	138,440	138,440	0
6710 Equipment/Furniture	5,362	0	0	0	0	0	0	0
6800 Cost Allocations	0	0	0	0	0	(62,100)	(62,100)	0
6820 Human Services Cost Allocation	53,967	171,601	234,194	108,843	368,983	111,290	111,290	0
Total Expenditures	4,022,857	4,047,008	4,321,012	2,535,307	4,385,571	4,507,840	4,507,840	0
COUNTY SHARE	(1,229,530)	(634,442)	(961,287)	(1,702,967)	(885,260)	(946,395)	(946,395)	0

**ROCK COUNTY, WISCONSIN
P02 - 2022 BUDGET REPORT**

SS HUMAN SERVICES
36 HUMAN SERVICES

Org Key and Description	2019	2020	2021	Actual As of	12/31/2021	2022	2022	County
<u>Object Code and Description</u>	<u>Actual</u>	<u>Actual</u>	<u>Budget</u>	<u>6/30/2021</u>	<u>Estimate</u>	<u>Department Request</u>	<u>Admin Recommends</u>	<u>Board Approved</u>
3605 IM CONSORTIUM								
Revenues:								
4210 Federal Aid	3,684,736	3,121,605	3,717,525	609,525	3,734,270	3,890,322	3,890,322	0
4220 State Aid	912,936	933,422	0	421,642	0	0	0	0
Total Revenues	4,597,672	4,055,027	3,717,525	1,031,167	3,734,270	3,890,322	3,890,322	0
Expenditures:								
6210 Professional Services	4,526,547	3,968,632	3,652,440	1,879,609	3,676,286	3,817,358	3,817,358	0
6820 Human Services Cost Allocation	71,125	86,395	65,085	32,359	57,984	72,964	72,964	0
Total Expenditures	4,597,672	4,055,027	3,717,525	1,911,968	3,734,270	3,890,322	3,890,322	0
 COUNTY SHARE	 0	 0	 0	 (880,801)	 0	 0	 0	 0

**ROCK COUNTY, WISCONSIN
P02 - 2022 BUDGET REPORT**

SS HUMAN SERVICES
36 HUMAN SERVICES

Org Key and Description	2019	2020	2021	Actual As of	12/31/2021	2022	2022	County
<u>Object Code and Description</u>	<u>Actual</u>	<u>Actual</u>	<u>Budget</u>	<u>6/30/2021</u>	<u>Estimate</u>	<u>Department Request</u>	<u>Admin Recommends</u>	<u>Board Approved</u>
3610 CHILD CARE								
Revenues:								
4210 Federal Aid	474,093	465,288	569,787	137,549	417,611	452,150	452,150	0
4690 Misc General Revenue	162,733	202,523	0	0	0	0	0	0
Total Revenues	636,826	667,811	569,787	137,549	417,611	452,150	452,150	0
Expenditures:								
6210 Professional Services	44,613	42,635	48,984	12,989	48,984	51,047	51,047	0
6820 Human Services Cost Allocation	629,272	506,199	520,803	287,942	368,627	401,103	401,103	0
Total Expenditures	673,885	548,834	569,787	300,931	417,611	452,150	452,150	0
 COUNTY SHARE	 (37,059)	 118,977	 0	 (163,382)	 0	 0	 0	 0

**ROCK COUNTY, WISCONSIN
P02 - 2022 BUDGET REPORT**

SS HUMAN SERVICES
36 HUMAN SERVICES

Org Key and Description	2019	2020	2021	Actual As of	12/31/2021	2022	2022	County
<u>Object Code and Description</u>	<u>Actual</u>	<u>Actual</u>	<u>Budget</u>	<u>6/30/2021</u>	<u>Estimate</u>	<u>Department</u>	<u>Admin</u>	<u>Board</u>
						<u>Request</u>	<u>Recommends</u>	<u>Approved</u>
3614 LOW INCOME HOME ENERGY ASSIST								
Revenues:								
4210 Federal Aid	378,820	417,567	358,568	169,815	403,942	0	0	0
Total Revenues	378,820	417,567	358,568	169,815	403,942	0	0	0
Expenditures:								
6210 Professional Services	378,820	417,567	358,568	169,816	403,942	0	0	0
6820 Human Services Cost Allocation	3,754	2,554	2,213	1,046	702	0	0	0
Total Expenditures	382,574	420,121	360,781	170,862	404,644	0	0	0
 COUNTY SHARE	 (3,754)	 (2,554)	 (2,213)	 (1,047)	 (702)	 0	 0	 0

**ROCK COUNTY, WISCONSIN
P02 - 2022 BUDGET REPORT**

SS HUMAN SERVICES
36 HUMAN SERVICES

Org Key and Description	2019	2020	2021	Actual As of	12/31/2021	2022	2022	County
<u>Object Code and Description</u>	<u>Actual</u>	<u>Actual</u>	<u>Budget</u>	<u>6/30/2021</u>	<u>Estimate</u>	<u>Department</u>	<u>Admin</u>	<u>Board</u>
						<u>Request</u>	<u>Recommends</u>	<u>Approved</u>
3624 INTERIM ASSISTANCE								
Revenues:								
4410 Miscellaneous Fees	9,281	4,353	0	5,112	4,653	2,750	2,750	0
Total Revenues	9,281	4,353	0	5,112	4,653	2,750	2,750	0
Expenditures:								
Total Expenditures	0	0	0	0	0	0	0	0
 COUNTY SHARE	 9,281	 4,353	 0	 5,112	 4,653	 2,750	 2,750	 0

**ROCK COUNTY, WISCONSIN
P02 - 2022 BUDGET REPORT**

SS HUMAN SERVICES
36 HUMAN SERVICES

Org Key and Description	2019	2020	2021	Actual As of	12/31/2021	2022	2022	County
<u>Object Code and Description</u>	<u>Actual</u>	<u>Actual</u>	<u>Budget</u>	<u>6/30/2021</u>	<u>Estimate</u>	<u>Department Request</u>	<u>Admin Recommends</u>	<u>Board Approved</u>
3634 CHILD PROTECTIVE SERVICES								
Revenues:								
4210 Federal Aid	36,368	47,899	47,005	5,651	65,242	45,878	45,878	0
4220 State Aid	20,591	31,202	0	575	0	0	0	0
4600 Contributions	9,434	3,375	0	0	0	0	0	0
Total Revenues	66,393	82,476	47,005	6,226	65,242	45,878	45,878	0
Expenditures:								
6110 Productive Wages	3,660,927	3,703,410	4,403,032	1,735,146	4,126,531	4,664,393	4,655,810	0
6121 Overtime Wages-Productive	255,985	199,680	190,000	89,185	225,000	225,000	225,000	0
6140 FICA	298,560	296,182	352,476	138,928	332,892	375,148	374,490	0
6150 Retirement	253,097	259,557	311,013	119,645	293,728	318,791	318,233	0
6160 Insurance Benefits	1,162,814	1,064,878	1,339,299	1,316,443	1,339,299	1,366,846	1,366,846	0
6190 Other Personal Services	1,970	74	2,630	1,117	2,585	190	190	0
6210 Professional Services	843,520	870,964	1,130,113	587,212	1,053,351	1,419,536	1,419,536	0
6212 Legal Services	307,088	318,976	308,092	118,586	308,092	315,581	315,581	0
6217 Medical Services	32,887	11,368	41,000	5,168	12,242	20,000	20,000	0
6220 Utility Services	922	795	816	415	816	820	820	0
6221 Telephone Services	55,900	65,086	58,000	31,542	62,736	64,000	64,000	0
6249 Sundry Repair & Maint	20,934	20,934	20,934	0	20,934	27,184	27,184	0
6250 Court Related Services	3,402	1,665	3,000	347	2,000	3,000	3,000	0
6330 Travel	271,584	125,987	275,000	69,555	150,430	200,000	200,000	0
6420 Training Expense	36,062	16,129	24,953	3,358	16,635	23,253	23,253	0
6460 Program Expenses	102,464	95,513	114,222	33,352	109,347	109,435	109,435	0
6532 Building/Office Lease	127,116	117,944	120,360	503	120,360	200,243	200,243	0
6710 Equipment/Furniture	8,320	12,847	0	0	0	0	0	0
6800 Cost Allocations	0	0	0	0	0	(200,000)	(200,000)	0
6820 Human Services Cost Allocation	613,167	633,614	548,577	306,837	476,424	228,736	228,736	0
Total Expenditures	8,056,719	7,815,603	9,243,517	4,557,339	8,653,402	9,362,156	9,352,357	0
COUNTY SHARE	(7,990,326)	(7,733,127)	(9,196,512)	(4,551,113)	(8,588,160)	(9,316,278)	(9,306,479)	0

**ROCK COUNTY, WISCONSIN
P02 - 2022 BUDGET REPORT**

SS HUMAN SERVICES
36 HUMAN SERVICES

Org Key and Description	2019	2020	2021	Actual As of	12/31/2021	2022	2022	County
<u>Object Code and Description</u>	<u>Actual</u>	<u>Actual</u>	<u>Budget</u>	<u>6/30/2021</u>	<u>Estimate</u>	<u>Department Request</u>	<u>Admin Recommends</u>	<u>Board Approved</u>
3635 Family Treatment Court								
Revenues:								
4210 Federal Aid	0	0	0	28,461	0	0	0	0
4220 State Aid	44,095	83,028	125,009	0	124,092	125,009	125,009	0
Total Revenues	44,095	83,028	125,009	28,461	124,092	125,009	125,009	0
Expenditures:								
6210 Professional Services	0	0	26,509	0	26,509	21,371	21,371	0
6217 Medical Services	0	21,985	21,600	6,055	18,164	21,600	21,600	0
6330 Travel	11,299	568	850	1,054	1,000	850	850	0
6420 Training Expense	10,951	112	150	0	150	150	150	0
6710 Equipment/Furniture	1,382	0	0	0	0	0	0	0
6820 Human Services Cost Allocation	20,462	60,362	75,900	23,135	78,269	81,038	81,038	0
Total Expenditures	44,094	83,027	125,009	30,244	124,092	125,009	125,009	0
 COUNTY SHARE	 1	 1	 0	 (1,783)	 0	 0	 0	 0

**ROCK COUNTY, WISCONSIN
P02 - 2022 BUDGET REPORT**

SS HUMAN SERVICES
36 HUMAN SERVICES

Org Key and Description	2019	2020	2021	Actual As of	12/31/2021	2022	2022	County
<u>Object Code and Description</u>	<u>Actual</u>	<u>Actual</u>	<u>Budget</u>	<u>6/30/2021</u>	<u>Estimate</u>	<u>Department</u>	<u>Admin</u>	<u>Board</u>
						<u>Request</u>	<u>Recommends</u>	<u>Approved</u>
3638 SUBSTITUTE CARE-CPS								
Revenues:								
4220 State Aid	133,308	30,731	0	0	0	0	0	0
4410 Miscellaneous Fees	302,927	469,010	402,000	199,143	393,000	393,000	393,000	0
4500 Intergov Charges-Federal	117,380	139,285	117,000	48,888	98,200	98,200	98,200	0
4600 Contributions	0	84,108	0	0	0	0	0	0
Total Revenues	553,615	723,134	519,000	248,031	491,200	491,200	491,200	0
Expenditures:								
6460 Program Expenses	3,856,407	3,499,259	3,767,945	1,806,414	3,370,348	3,096,293	3,096,293	0
Total Expenditures	3,856,407	3,499,259	3,767,945	1,806,414	3,370,348	3,096,293	3,096,293	0
 COUNTY SHARE	 (3,302,792)	 (2,776,125)	 (3,248,945)	 (1,558,383)	 (2,879,148)	 (2,605,093)	 (2,605,093)	 0

**ROCK COUNTY, WISCONSIN
P02 - 2022 BUDGET REPORT**

SS HUMAN SERVICES
36 HUMAN SERVICES

Org Key and Description	2019	2020	2021	Actual As of	12/31/2021	2022	2022	County
<u>Object Code and Description</u>	<u>Actual</u>	<u>Actual</u>	<u>Budget</u>	<u>6/30/2021</u>	<u>Estimate</u>	<u>Department</u>	<u>Admin</u>	<u>Board</u>
						<u>Request</u>	<u>Recommends</u>	<u>Approved</u>
3639 IN-HOME SAFETY SERVICES								
Revenues:								
4210 Federal Aid	183,273	102,380	382,900	63,672	369,500	369,500	369,500	0
Total Revenues	183,273	102,380	382,900	63,672	369,500	369,500	369,500	0
Expenditures:								
6210 Professional Services	425,561	141,133	418,695	61,044	305,283	418,695	418,695	0
6217 Medical Services	17,616	3,932	22,000	1,394	14,667	22,000	22,000	0
6460 Program Expenses	18,724	19,884	43,500	27,632	27,943	43,500	43,500	0
6820 Human Services Cost Allocation	82,086	11,102	222,627	23,237	114,450	222,627	222,627	0
Total Expenditures	543,987	176,051	706,822	113,307	462,343	706,822	706,822	0
 COUNTY SHARE	 (360,714)	 (73,671)	 (323,922)	 (49,635)	 (92,843)	 (337,322)	 (337,322)	 0

**ROCK COUNTY, WISCONSIN
P02 - 2022 BUDGET REPORT**

SS HUMAN SERVICES
36 HUMAN SERVICES

Org Key and Description	2019	2020	2021	Actual As of	12/31/2021	2022	2022	County
<u>Object Code and Description</u>	<u>Actual</u>	<u>Actual</u>	<u>Budget</u>	<u>6/30/2021</u>	<u>Estimate</u>	<u>Department</u>	<u>Admin</u>	<u>Board</u>
						<u>Request</u>	<u>Recommends</u>	<u>Approved</u>
3641 BRIGHTER FUTURES								
Revenues:								
4210 Federal Aid	129,144	57,103	57,103	0	57,103	57,103	57,103	0
Total Revenues	129,144	57,103	57,103	0	57,103	57,103	57,103	0
Expenditures:								
6210 Professional Services	72,103	57,103	57,103	0	57,103	0	0	0
6460 Program Expenses	57,041	0	0	0	0	0	0	0
6820 Human Services Cost Allocation	0	0	0	0	0	57,103	57,103	0
Total Expenditures	129,144	57,103	57,103	0	57,103	57,103	57,103	0
 COUNTY SHARE	 0	 0	 0	 0	 0	 0	 0	 0

**ROCK COUNTY, WISCONSIN
P02 - 2022 BUDGET REPORT**

SS HUMAN SERVICES

36 HUMAN SERVICES

Org Key and Description	2019	2020	2021	Actual As of	12/31/2021	2022	2022	County
<u>Object Code and Description</u>	<u>Actual</u>	<u>Actual</u>	<u>Budget</u>	<u>6/30/2021</u>	<u>Estimate</u>	<u>Department</u>	<u>Admin</u>	<u>Board</u>
						<u>Request</u>	<u>Recommends</u>	<u>Approved</u>
3642 POST REUNIFICATION SUPPORT								
Revenues:								
4210 Federal Aid	11,770	0	0	0	0	0	0	0
Total Revenues	11,770	0	0	0	0	0	0	0
Expenditures:								
6460 Program Expenses	11,688	0	0	0	0	0	0	0
6820 Human Services Cost Allocation	82	0	0	0	0	0	0	0
Total Expenditures	11,770	0	0	0	0	0	0	0
 COUNTY SHARE	 0	 0	 0	 0	 0	 0	 0	 0

**ROCK COUNTY, WISCONSIN
P02 - 2022 BUDGET REPORT**

SS HUMAN SERVICES
36 HUMAN SERVICES

Org Key and Description	2019	2020	2021	Actual As of	12/31/2021	2022	2022	County
<u>Object Code and Description</u>	<u>Actual</u>	<u>Actual</u>	<u>Budget</u>	<u>6/30/2021</u>	<u>Estimate</u>	<u>Department</u>	<u>Admin</u>	<u>Board</u>
						<u>Request</u>	<u>Recommends</u>	<u>Approved</u>
3643 COURT IMPROVEMENT PROJECT								
Revenues:								
4210 Federal Aid	0	4,013	0	45,860	361,411	0	0	0
Total Revenues	0	4,013	0	45,860	361,411	0	0	0
Expenditures:								
6210 Professional Services	0	0	0	0	211,371	0	0	0
6330 Travel	0	0	0	0	2,000	0	0	0
6820 Human Services Cost Allocation	0	4,012	0	74,651	148,040	0	0	0
Total Expenditures	0	4,012	0	74,651	361,411	0	0	0
 COUNTY SHARE	 0	 1	 0	 (28,791)	 0	 0	 0	 0

**ROCK COUNTY, WISCONSIN
P02 - 2022 BUDGET REPORT**

SS HUMAN SERVICES
36 HUMAN SERVICES

Org Key and Description	2019	2020	2021	Actual As of	12/31/2021	2022	2022	County
<u>Object Code and Description</u>	<u>Actual</u>	<u>Actual</u>	<u>Budget</u>	<u>6/30/2021</u>	<u>Estimate</u>	<u>Department Request</u>	<u>Admin Recommends</u>	<u>Board Approved</u>
3646 JUVENILE JUSTICE SERVICES								
Revenues:								
4210 Federal Aid	14,000	0	0	0	0	0	0	0
4220 State Aid	0	15,806	0	0	0	0	0	0
4410 Miscellaneous Fees	17,795	20,877	17,500	18,659	25,000	24,500	24,500	0
Total Revenues	31,795	36,683	17,500	18,659	25,000	24,500	24,500	0
Expenditures:								
6110 Productive Wages	1,380,308	1,430,784	1,407,115	622,647	1,374,422	1,433,275	1,433,275	0
6121 Overtime Wages-Productive	17,558	17,494	15,000	9,421	25,000	15,000	15,000	0
6140 FICA	106,322	109,877	108,791	47,998	107,056	110,792	110,792	0
6150 Retirement	91,694	96,414	95,993	42,165	94,461	94,139	94,139	0
6160 Insurance Benefits	479,103	476,966	390,167	384,793	390,167	388,363	388,363	0
6190 Other Personal Services	860	0	1,315	434	1,302	80	80	0
6210 Professional Services	185,414	173,309	237,160	136,584	227,557	225,040	225,040	0
6217 Medical Services	365	415	900	104	600	900	900	0
6220 Utility Services	3,917	3,380	3,700	1,764	3,700	3,700	3,700	0
6221 Telephone Services	14,643	16,128	15,600	8,836	17,815	16,500	16,500	0
6249 Sundry Repair & Maint	8,840	0	0	0	0	0	0	0
6250 Court Related Services	360	214	350	90	233	350	350	0
6320 Publications/Dues/Supscription	180	220	250	220	250	250	250	0
6330 Travel	86,094	45,652	80,000	17,484	41,000	60,000	60,000	0
6420 Training Expense	3,838	1,645	5,450	484	1,169	15,450	15,450	0
6460 Program Expenses	1,940	3,309	4,000	185	4,000	4,000	4,000	0
6532 Building/Office Lease	55,755	69,004	70,380	34,804	70,380	79,600	79,600	0
6710 Equipment/Furniture	938	0	0	0	0	0	0	0
6820 Human Services Cost Allocation	(2,406,333)	(2,408,130)	(2,418,671)	(1,227,198)	(2,334,112)	(2,422,939)	(2,422,939)	0
Total Expenditures	31,796	36,681	17,500	80,815	25,000	24,500	24,500	0
COUNTY SHARE	(1)	2	0	(62,156)	0	0	0	0

**ROCK COUNTY, WISCONSIN
P02 - 2022 BUDGET REPORT**

SS HUMAN SERVICES
36 HUMAN SERVICES

Org Key and Description	2019	2020	2021	Actual As of	12/31/2021	2022	2022	County
<u>Object Code and Description</u>	<u>Actual</u>	<u>Actual</u>	<u>Budget</u>	<u>6/30/2021</u>	<u>Estimate</u>	<u>Department Request</u>	<u>Admin Recommends</u>	<u>Board Approved</u>
3648 COMMUNITY YOUTH AIDS								
Revenues:								
4210 Federal Aid	2,529,746	2,576,001	2,648,618	815,723	2,553,187	2,609,350	2,609,350	0
Total Revenues	2,529,746	2,576,001	2,648,618	815,723	2,553,187	2,609,350	2,609,350	0
Expenditures:								
6820 Human Services Cost Allocation	2,529,746	2,576,001	2,648,618	1,347,022	2,553,187	2,609,350	2,609,350	0
Total Expenditures	2,529,746	2,576,001	2,648,618	1,347,022	2,553,187	2,609,350	2,609,350	0
 COUNTY SHARE	 0	 0	 0	 (531,299)	 0	 0	 0	 0

**ROCK COUNTY, WISCONSIN
P02 - 2022 BUDGET REPORT**

SS HUMAN SERVICES
36 HUMAN SERVICES

Org Key and Description	2019	2020	2021	Actual As of	12/31/2021	2022	2022	County
<u>Object Code and Description</u>	<u>Actual</u>	<u>Actual</u>	<u>Budget</u>	<u>6/30/2021</u>	<u>Estimate</u>	<u>Department Request</u>	<u>Admin Recommends</u>	<u>Board Approved</u>
3654 SUBSTITUTE CARE - YOUTH AIDS								
Revenues:								
4210 Federal Aid	1,191,242	482,363	406,756	12,725	427,117	431,439	431,439	0
4220 State Aid	83,864	56,427	0	0	0	0	0	0
4410 Miscellaneous Fees	30,911	44,977	50,200	9,121	24,000	24,000	24,000	0
4500 Intergov Charges-Federal	2,424	4,268	5,000	0	0	0	0	0
4600 Contributions	0	27,882	0	19,435	19,435	0	0	0
Total Revenues	1,308,441	615,917	461,956	41,281	470,552	455,439	455,439	0
Expenditures:								
6460 Program Expenses	1,359,218	1,079,487	1,489,629	313,453	594,688	1,039,846	1,039,846	0
Total Expenditures	1,359,218	1,079,487	1,489,629	313,453	594,688	1,039,846	1,039,846	0
 COUNTY SHARE	 (50,777)	 (463,570)	 (1,027,673)	 (272,172)	 (124,136)	 (584,407)	 (584,407)	 0

**ROCK COUNTY, WISCONSIN
P02 - 2022 BUDGET REPORT**

SS HUMAN SERVICES
36 HUMAN SERVICES

Org Key and Description	2019	2020	2021	Actual As of	12/31/2021	2022	2022	County
<u>Object Code and Description</u>	<u>Actual</u>	<u>Actual</u>	<u>Budget</u>	<u>6/30/2021</u>	<u>Estimate</u>	<u>Department</u>	<u>Admin</u>	<u>Board</u>
						<u>Request</u>	<u>Recommends</u>	<u>Approved</u>
3655 KINSHIP CARE PROGRAM								
Revenues:								
4220 State Aid	717,714	799,563	750,436	257,694	847,175	875,081	875,081	0
Total Revenues	717,714	799,563	750,436	257,694	847,175	875,081	875,081	0
Expenditures:								
6260 Human Services	673,787	735,910	686,783	351,170	767,622	795,528	795,528	0
6460 Program Expenses	774	739	2,000	22	2,000	2,000	2,000	0
6820 Human Services Cost Allocation	45,734	62,914	61,653	39,489	77,553	77,553	77,553	0
Total Expenditures	720,295	799,563	750,436	390,681	847,175	875,081	875,081	0
 COUNTY SHARE	 (2,581)	 0	 0	 (132,987)	 0	 0	 0	 0

**ROCK COUNTY, WISCONSIN
P02 - 2022 BUDGET REPORT**

SS HUMAN SERVICES
36 HUMAN SERVICES

Org Key and Description	2019	2020	2021	Actual As of	12/31/2021	2022	2022	County
<u>Object Code and Description</u>	<u>Actual</u>	<u>Actual</u>	<u>Budget</u>	<u>6/30/2021</u>	<u>Estimate</u>	<u>Department</u>	<u>Admin</u>	<u>Board</u>
						<u>Request</u>	<u>Recommends</u>	<u>Approved</u>
3656 COMMUNITY INTERVENTION PROGRAM								
Revenues:								
4220 State Aid	115,280	101,422	94,628	38,924	94,628	94,628	94,628	0
Total Revenues	115,280	101,422	94,628	38,924	94,628	94,628	94,628	0
Expenditures:								
6820 Human Services Cost Allocation	115,280	101,422	94,628	47,314	94,628	94,628	94,628	0
Total Expenditures	115,280	101,422	94,628	47,314	94,628	94,628	94,628	0
 COUNTY SHARE	 0	 0	 0	 (8,390)	 0	 0	 0	 0

**ROCK COUNTY, WISCONSIN
P02 - 2022 BUDGET REPORT**

SS HUMAN SERVICES
36 HUMAN SERVICES

Org Key and Description	2019	2020	2021	Actual As of	12/31/2021	2022	2022	County
<u>Object Code and Description</u>	<u>Actual</u>	<u>Actual</u>	<u>Budget</u>	<u>6/30/2021</u>	<u>Estimate</u>	<u>Department</u>	<u>Admin</u>	<u>Board</u>
						<u>Request</u>	<u>Recommends</u>	<u>Approved</u>
3658 INTEGRATED SERVICES SED								
Revenues:								
4210 Federal Aid	60,000	62,543	60,000	15,510	60,000	60,000	60,000	0
Total Revenues	60,000	62,543	60,000	15,510	60,000	60,000	60,000	0
Expenditures:								
6460 Program Expenses	3,011	1,713	5,114	1,552	5,114	5,114	5,114	0
6820 Human Services Cost Allocation	68,989	72,831	66,886	30,500	66,886	66,886	66,886	0
Total Expenditures	72,000	74,544	72,000	32,052	72,000	72,000	72,000	0
 COUNTY SHARE	 (12,000)	 (12,001)	 (12,000)	 (16,542)	 (12,000)	 (12,000)	 (12,000)	 0

**ROCK COUNTY, WISCONSIN
P02 - 2022 BUDGET REPORT**

SS HUMAN SERVICES
36 HUMAN SERVICES

Org Key and Description	2019	2020	2021	Actual As of	12/31/2021	2022	2022	County
<u>Object Code and Description</u>	<u>Actual</u>	<u>Actual</u>	<u>Budget</u>	<u>6/30/2021</u>	<u>Estimate</u>	<u>Department</u>	<u>Admin</u>	<u>Board</u>
						<u>Request</u>	<u>Recommends</u>	<u>Approved</u>
3660 MENTAL HEALTH BLOCK GRANT								
Revenues:								
4210 Federal Aid	73,312	77,988	73,312	18,499	73,312	73,312	73,312	0
Total Revenues	73,312	77,988	73,312	18,499	73,312	73,312	73,312	0
Expenditures:								
6249 Sundry Repair & Maint	0	4,676	0	0	0	0	0	0
6420 Training Expense	0	3,890	0	0	0	0	0	0
6820 Human Services Cost Allocation	73,312	69,422	73,312	39,533	73,312	73,312	73,312	0
Total Expenditures	73,312	77,988	73,312	39,533	73,312	73,312	73,312	0
 COUNTY SHARE	 0	 0	 0	 (21,034)	 0	 0	 0	 0

**ROCK COUNTY, WISCONSIN
P02 - 2022 BUDGET REPORT**

SS HUMAN SERVICES
36 HUMAN SERVICES

Org Key and Description	2019	2020	2021	Actual As of	12/31/2021	2022	2022	County
<u>Object Code and Description</u>	<u>Actual</u>	<u>Actual</u>	<u>Budget</u>	<u>6/30/2021</u>	<u>Estimate</u>	<u>Department</u>	<u>Admin</u>	<u>Board</u>
						<u>Request</u>	<u>Recommends</u>	<u>Approved</u>
3661 MHBG Supplement								
Revenues:								
4210 Federal Aid	35,002	68,633	0	0	0	0	0	0
Total Revenues	35,002	68,633	0	0	0	0	0	0
Expenditures:								
6210 Professional Services	0	500	0	0	0	0	0	0
6221 Telephone Services	0	292	0	0	0	0	0	0
6420 Training Expense	0	2,502	0	0	0	0	0	0
6820 Human Services Cost Allocation	35,002	65,339	0	0	0	0	0	0
Total Expenditures	35,002	68,633	0	0	0	0	0	0
 COUNTY SHARE	 0	 0	 0	 0	 0	 0	 0	 0

**ROCK COUNTY, WISCONSIN
P02 - 2022 BUDGET REPORT**

SS HUMAN SERVICES
36 HUMAN SERVICES

Org Key and Description	2019	2020	2021	Actual As of	12/31/2021	2022	2022	County
<u>Object Code and Description</u>	<u>Actual</u>	<u>Actual</u>	<u>Budget</u>	<u>6/30/2021</u>	<u>Estimate</u>	<u>Department Request</u>	<u>Admin Recommends</u>	<u>Board Approved</u>
3664 SECURE DETENTION								
Revenues:								
4410 Miscellaneous Fees	2,412	1,693	1,300	2,728	1,300	1,300	1,300	0
4500 Intergov Charges-Federal	28,067	23,585	26,153	4,973	14,920	25,119	25,119	0
4520 Intergov Charges-Municipality	3,520	3,840	3,760	0	3,760	3,760	3,760	0
4550 Intergov Charges-Other Govt	147,410	110,055	132,985	32,945	62,050	160,672	160,672	0
4700 Transfer In	0	0	11,388	0	11,388	0	0	0
Total Revenues	181,409	139,173	175,586	40,646	93,418	190,851	190,851	0
Expenditures:								
6110 Productive Wages	1,461,229	1,542,581	1,579,671	732,213	1,619,963	1,678,765	1,678,765	0
6121 Overtime Wages-Productive	176,502	128,035	175,000	44,738	120,000	150,000	150,000	0
6140 FICA	125,117	125,983	134,229	59,327	133,107	139,901	139,901	0
6150 Retirement	103,755	109,610	107,979	50,690	106,850	108,796	108,796	0
6160 Insurance Benefits	475,456	421,935	525,419	517,575	525,419	522,992	522,992	0
6190 Other Personal Services	3,097	1,663	5,105	1,428	4,694	3,530	3,530	0
6210 Professional Services	804,259	882,528	939,518	460,382	947,654	1,037,988	1,037,988	0
6216 Cleaning Services	4,998	4,459	3,486	628	3,486	4,645	4,645	0
6221 Telephone Services	393	532	425	834	1,639	1,650	1,650	0
6240 Repair & Maintenance Serv	699	1,128	3,000	2,227	3,000	3,000	3,000	0
6330 Travel	4,163	2,022	5,000	1,800	4,500	4,750	4,750	0
6340 Operating Supplies	21,914	11,110	21,795	11,567	17,334	21,795	21,795	0
6420 Training Expense	1,018	3,191	6,300	7,187	6,300	6,300	6,300	0
6532 Building/Office Lease	161,071	158,035	161,160	86,523	161,160	165,995	165,995	0
6710 Equipment/Furniture	0	0	11,388	0	11,388	0	0	0
6820 Human Services Cost Allocation	321,717	326,581	356,601	189,035	341,947	324,036	324,036	0
Total Expenditures	3,665,388	3,719,393	4,036,076	2,166,154	4,008,441	4,174,143	4,174,143	0
COUNTY SHARE	(3,483,979)	(3,580,220)	(3,860,490)	(2,125,508)	(3,915,023)	(3,983,292)	(3,983,292)	0

**ROCK COUNTY, WISCONSIN
P02 - 2022 BUDGET REPORT**

SS HUMAN SERVICES
36 HUMAN SERVICES

Org Key and Description <u>Object Code and Description</u>	2019 <u>Actual</u>	2020 <u>Actual</u>	2021 <u>Budget</u>	Actual As of <u>6/30/2021</u>	12/31/2021 <u>Estimate</u>	2022 <u>Department Request</u>	2022 <u>Admin Recommends</u>	County <u>Board Approved</u>
3665 NON-SECURE								
Expenditures:								
Total Expenditures	0	0	0	0	0	0	0	0
 COUNTY SHARE	0	0	0	0	0	0	0	0

**ROCK COUNTY, WISCONSIN
P02 - 2022 BUDGET REPORT**

SS HUMAN SERVICES
36 HUMAN SERVICES

Org Key and Description	2019	2020	2021	Actual As of	12/31/2021	2022	2022	County
<u>Object Code and Description</u>	<u>Actual</u>	<u>Actual</u>	<u>Budget</u>	<u>6/30/2021</u>	<u>Estimate</u>	<u>Department</u>	<u>Admin</u>	<u>Board</u>
						<u>Request</u>	<u>Recommends</u>	<u>Approved</u>
3666 Adult Protective Services								
Revenues:								
Total Revenues	0	0	0	0	0	0	0	0
Expenditures:								
6460 Program Expenses	2,739,109	2,356,231	2,164,034	(956,615)	2,164,034	2,164,034	2,164,034	0
6820 Human Services Cost Allocation	0	0	0	0	0	242,505	242,505	0
Total Expenditures	2,739,109	2,356,231	2,164,034	(956,615)	2,164,034	2,406,539	2,406,539	0
 COUNTY SHARE	 (2,739,109)	 (2,356,231)	 (2,164,034)	 956,615	 (2,164,034)	 (2,406,539)	 (2,406,539)	 0

**ROCK COUNTY, WISCONSIN
P02 - 2022 BUDGET REPORT**

SS HUMAN SERVICES

36 HUMAN SERVICES

Org Key and Description	2019	2020	2021	Actual As of	12/31/2021	2022	2022	County
<u>Object Code and Description</u>	<u>Actual</u>	<u>Actual</u>	<u>Budget</u>	<u>6/30/2021</u>	<u>Estimate</u>	<u>Department</u>	<u>Admin</u>	<u>Board</u>
						<u>Request</u>	<u>Recommends</u>	<u>Approved</u>
3668 COMMUNITY OPTIONS PROGRAM								
Revenues:								
4220 State Aid	264,818	264,818	264,818	87	264,818	264,818	264,818	0
Total Revenues	264,818	264,818	264,818	87	264,818	264,818	264,818	0
Expenditures:								
6460 Program Expenses	257,041	257,041	181,170	6,291	181,170	257,041	257,041	0
6820 Human Services Cost Allocation	7,777	7,777	83,648	0	83,648	7,777	7,777	0
Total Expenditures	264,818	264,818	264,818	6,291	264,818	264,818	264,818	0
 COUNTY SHARE	 0	 0	 0	 (6,204)	 0	 0	 0	 0

**ROCK COUNTY, WISCONSIN
P02 - 2022 BUDGET REPORT**

SS HUMAN SERVICES

36 HUMAN SERVICES

Org Key and Description	2019	2020	2021	Actual As of	12/31/2021	2022	2022	County
<u>Object Code and Description</u>	<u>Actual</u>	<u>Actual</u>	<u>Budget</u>	<u>6/30/2021</u>	<u>Estimate</u>	<u>Department</u>	<u>Admin</u>	<u>Board</u>
						<u>Request</u>	<u>Recommends</u>	<u>Approved</u>
3671 ELDER ABUSE & NEGLECT								
Revenues:								
4220 State Aid	94,426	90,556	50,400	44,350	50,400	50,400	50,400	0
Total Revenues	94,426	90,556	50,400	44,350	50,400	50,400	50,400	0
Expenditures:								
6460 Program Expenses	81,826	73,003	45,400	12,811	45,400	45,400	45,400	0
6820 Human Services Cost Allocation	12,600	17,553	5,000	0	5,000	5,000	5,000	0
Total Expenditures	94,426	90,556	50,400	12,811	50,400	50,400	50,400	0
 COUNTY SHARE	 0	 0	 0	 31,539	 0	 0	 0	 0

**ROCK COUNTY, WISCONSIN
P02 - 2022 BUDGET REPORT**

SS HUMAN SERVICES
36 HUMAN SERVICES

Org Key and Description	2019	2020	2021	Actual As of	12/31/2021	2022	2022	County
<u>Object Code and Description</u>	<u>Actual</u>	<u>Actual</u>	<u>Budget</u>	<u>6/30/2021</u>	<u>Estimate</u>	<u>Department Request</u>	<u>Admin Recommends</u>	<u>Board Approved</u>
3683 ADRC								
Revenues:								
4210 Federal Aid	878,789	841,315	823,719	149,005	787,652	811,250	811,250	0
4220 State Aid	1,015,680	999,848	1,056,307	196,678	1,056,307	1,056,307	1,056,307	0
Total Revenues	1,894,469	1,841,163	1,880,026	345,683	1,843,959	1,867,557	1,867,557	0
Expenditures:								
6110 Productive Wages	971,791	995,616	1,015,843	462,975	1,027,241	1,080,337	1,080,337	0
6121 Overtime Wages-Productive	454	1,110	1,500	209	600	1,500	1,500	0
6140 FICA	74,044	76,024	77,826	35,263	78,630	82,760	82,760	0
6150 Retirement	61,617	67,279	68,671	31,115	69,379	70,322	70,322	0
6160 Insurance Benefits	394,144	409,784	288,642	284,985	288,642	287,088	287,088	0
6190 Other Personal Services	850	416	850	434	850	416	416	0
6210 Professional Services	82,840	72,720	72,720	72,720	72,720	76,760	76,760	0
6221 Telephone Services	5,776	10,501	7,000	4,046	8,124	8,500	8,500	0
6250 Court Related Services	2,569	975	2,200	90	1,000	2,200	2,200	0
6310 Office Supplies	0	232	0	0	0	0	0	0
6320 Publications/Dues/Supscription	780	525	1,400	70	1,400	1,400	1,400	0
6330 Travel	29,291	5,779	29,000	606	2,045	6,000	6,000	0
6420 Training Expense	2,304	291	5,550	632	3,550	5,550	5,550	0
6460 Program Expenses	24,560	27,129	59,093	2,423	48,082	25,000	25,000	0
6532 Building/Office Lease	0	0	0	0	0	42,026	42,026	0
6710 Equipment/Furniture	11,255	0	0	0	0	0	0	0
6820 Human Services Cost Allocation	232,194	234,860	249,731	130,754	241,696	177,698	177,698	0
Total Expenditures	1,894,469	1,903,241	1,880,026	1,026,322	1,843,959	1,867,557	1,867,557	0
 COUNTY SHARE	 0	 (62,078)	 0	 (680,639)	 0	 0	 0	 0

ROCK COUNTY, WISCONSIN
P02 - 2022 BUDGET REPORT

SS HUMAN SERVICES
36 HUMAN SERVICES

Org Key and Description	2019	2020	2021	Actual As of	12/31/2021	2022	2022	County
<u>Object Code and Description</u>	<u>Actual</u>	<u>Actual</u>	<u>Budget</u>	<u>6/30/2021</u>	<u>Estimate</u>	<u>Department Request</u>	<u>Admin Recommends</u>	<u>Board Approved</u>
3685 ADULT PROTECTIVE SERVICES								
Revenues:								
4220 State Aid	195,723	247,994	184,253	92,127	184,253	184,253	184,253	0
Total Revenues	195,723	247,994	184,253	92,127	184,253	184,253	184,253	0
Expenditures:								
6110 Productive Wages	302,401	326,978	315,435	146,917	321,437	334,172	334,172	0
6121 Overtime Wages-Productive	59	10	500	291	200	500	500	0
6140 FICA	23,067	24,564	24,168	11,045	24,605	25,603	25,603	0
6150 Retirement	19,839	22,072	21,326	9,937	21,710	21,755	21,755	0
6160 Insurance Benefits	106,298	94,424	84,755	84,042	84,755	84,375	84,375	0
6190 Other Personal Services	170	0	255	248	255	0	0	0
6210 Professional Services	17,825	20,200	20,200	20,200	20,200	20,200	20,200	0
6217 Medical Services	35,872	24,823	28,000	10,681	25,000	26,000	26,000	0
6221 Telephone Services	4,088	6,212	4,400	2,619	5,311	5,500	5,500	0
6249 Sundry Repair & Maint	3,012	4,033	2,917	2,629	2,917	7,727	7,727	0
6250 Court Related Services	474	230	450	0	250	450	450	0
6330 Travel	16,731	3,744	16,000	1,170	2,230	4,000	4,000	0
6420 Training Expense	1,425	257	750	198	750	750	750	0
6460 Program Expenses	86,596	85,215	80,000	37,104	80,000	85,000	85,000	0
6532 Building/Office Lease	8,360	8,360	8,527	0	8,527	12,361	12,361	0
6820 Human Services Cost Allocation	39,289	35,121	52,517	30,490	50,152	47,264	47,264	0
Total Expenditures	665,506	656,243	660,200	357,571	648,299	675,657	675,657	0
 COUNTY SHARE	 (469,783)	 (408,249)	 (475,947)	 (265,444)	 (464,046)	 (491,404)	 (491,404)	 0

**ROCK COUNTY, WISCONSIN
P02 - 2022 BUDGET REPORT**

SS HUMAN SERVICES
36 HUMAN SERVICES

Org Key and Description	2019	2020	2021	Actual As of	12/31/2021	2022	2022	County
<u>Object Code and Description</u>	<u>Actual</u>	<u>Actual</u>	<u>Budget</u>	<u>6/30/2021</u>	<u>Estimate</u>	<u>Department</u>	<u>Admin</u>	<u>Board</u>
						<u>Request</u>	<u>Recommends</u>	<u>Approved</u>
3686 DETOX								
Revenues:								
4410 Miscellaneous Fees	237	0	0	0	0	0	0	0
Total Revenues	237	0	0	0	0	0	0	0
Expenditures:								
6210 Professional Services	207,108	207,108	207,108	103,554	207,108	207,108	207,108	0
6820 Human Services Cost Allocation	(65,311)	(51,799)	(72,166)	(25,000)	(144,572)	(64,607)	(64,607)	0
Total Expenditures	141,797	155,309	134,942	78,554	62,536	142,501	142,501	0
 COUNTY SHARE	 (141,560)	 (155,309)	 (134,942)	 (78,554)	 (62,536)	 (142,501)	 (142,501)	 0

**ROCK COUNTY, WISCONSIN
P02 - 2022 BUDGET REPORT**

SS HUMAN SERVICES
36 HUMAN SERVICES

Org Key and Description <u>Object Code and Description</u>	2019 <u>Actual</u>	2020 <u>Actual</u>	2021 <u>Budget</u>	Actual As of <u>6/30/2021</u>	12/31/2021 <u>Estimate</u>	2022 Department <u>Request</u>	2022 Admin <u>Recommends</u>	County Board <u>Approved</u>
3687 NON-RESIDENTS								
Revenues:								
4220 State Aid	66,359	48,646	27,000	0	107,240	55,000	55,000	0
Total Revenues	66,359	48,646	27,000	0	107,240	55,000	55,000	0
Expenditures:								
6820 Human Services Cost Allocation	66,359	48,646	27,000	0	107,240	55,000	55,000	0
Total Expenditures	66,359	48,646	27,000	0	107,240	55,000	55,000	0
 COUNTY SHARE	 0	 0	 0	 0	 0	 0	 0	 0

**ROCK COUNTY, WISCONSIN
P02 - 2022 BUDGET REPORT**

SS HUMAN SERVICES
36 HUMAN SERVICES

Org Key and Description	2019	2020	2021	Actual As of	12/31/2021	2022	2022	County
<u>Object Code and Description</u>	<u>Actual</u>	<u>Actual</u>	<u>Budget</u>	<u>6/30/2021</u>	<u>Estimate</u>	<u>Department Request</u>	<u>Admin Recommends</u>	<u>Board Approved</u>
3689 CRISIS INTERVENTION								
Revenues:								
4220 State Aid	9,374	860	0	0	0	0	0	0
4410 Miscellaneous Fees	0	266	1,000	0	250	250	250	0
4430 Medical Charges for Services	15,995	8,862	15,000	223	5,000	7,000	7,000	0
4500 Intergov Charges-Federal	362,002	365,138	375,000	113,345	312,000	365,000	365,000	0
Total Revenues	387,371	375,126	391,000	113,568	317,250	372,250	372,250	0
Expenditures:								
6110 Productive Wages	1,633,293	1,791,521	1,929,812	819,421	1,862,359	2,066,966	2,052,831	0
6121 Overtime Wages-Productive	140,584	140,171	100,000	57,120	135,000	130,000	130,000	0
6140 FICA	135,658	147,572	155,277	67,047	152,798	168,061	166,980	0
6150 Retirement	111,193	122,932	127,923	56,964	134,822	134,172	133,254	0
6160 Insurance Benefits	478,739	463,475	610,290	599,521	610,290	607,470	607,470	0
6190 Other Personal Services	2,614	550	2,113	306	1,563	586	586	0
6210 Professional Services	73,300	92,920	101,000	101,000	101,000	101,000	101,000	0
6212 Legal Services	33,685	35,174	34,232	12,647	34,232	35,065	35,065	0
6217 Medical Services	26,354	69,069	50,000	27,296	50,000	50,000	50,000	0
6221 Telephone Services	10,885	21,560	13,400	13,071	27,050	22,500	22,500	0
6249 Sundry Repair & Maint	20,363	35,887	30,874	27,453	30,874	71,250	71,250	0
6250 Court Related Services	3,746	702	2,500	0	500	2,000	2,000	0
6320 Publications/Dues/Supscription	0	0	200	0	0	0	0	0
6330 Travel	71,761	47,431	74,000	22,146	42,600	60,000	60,000	0
6420 Training Expense	4,369	6,977	11,108	1,738	6,000	7,550	7,550	0
6460 Program Expenses	61,496	81,108	53,000	56,747	110,000	90,000	90,000	0
6470 Non Capital Outlay	2,414	0	0	0	0	0	0	0
6532 Building/Office Lease	55,175	55,175	56,279	0	56,279	93,941	93,941	0
6710 Equipment/Furniture	19,956	0	0	0	0	0	0	0
6800 Cost Allocations	0	(73,811)	(68,930)	(29,382)	(66,938)	(78,528)	(78,528)	0
6820 Human Services Cost Allocation	231,456	275,548	316,805	179,992	219,547	261,441	261,441	0
Total Expenditures	3,117,041	3,313,961	3,599,883	2,013,087	3,507,976	3,823,474	3,807,340	0
COUNTY SHARE	(2,729,670)	(2,938,835)	(3,208,883)	(1,899,519)	(3,190,726)	(3,451,224)	(3,435,090)	0

**ROCK COUNTY, WISCONSIN
P02 - 2022 BUDGET REPORT**

SS HUMAN SERVICES
36 HUMAN SERVICES

Org Key and Description	2019	2020	2021	Actual As of	12/31/2021	2022	2022	County
<u>Object Code and Description</u>	<u>Actual</u>	<u>Actual</u>	<u>Budget</u>	<u>6/30/2021</u>	<u>Estimate</u>	<u>Department Request</u>	<u>Admin Recommends</u>	<u>Board Approved</u>
3690 Behavioral Health								
Revenues:								
4410 Miscellaneous Fees	1,286	2,134	2,000	798	900	1,000	1,000	0
4430 Medical Charges for Services	21,314	33,332	25,500	7,885	23,600	25,000	25,000	0
4500 Intergov Charges-Federal	172,244	155,623	190,000	61,720	165,000	195,000	195,000	0
4600 Contributions	4,000	0	0	52,388	157,164	184,094	184,094	0
Total Revenues	198,844	191,089	217,500	122,791	346,664	405,094	405,094	0
Expenditures:								
6110 Productive Wages	2,794,448	2,856,380	3,177,346	1,423,355	3,321,043	3,691,485	3,688,503	0
6121 Overtime Wages-Productive	4,826	5,510	6,500	2,251	7,000	6,500	6,500	0
6140 FICA	194,342	195,004	218,818	108,045	254,595	256,168	255,940	0
6150 Retirement	166,670	172,552	204,257	89,032	224,643	229,744	229,551	0
6160 Insurance Benefits	429,457	403,102	525,835	516,908	525,835	574,087	574,087	0
6190 Other Personal Services	3,908	1,280	1,634	2,682	4,264	1,430	1,430	0
6210 Professional Services	180,121	142,361	297,080	156,428	183,520	179,975	179,975	0
6217 Medical Services	127,478	46,926	80,100	18,275	60,600	85,600	85,600	0
6220 Utility Services	3,073	3,216	3,400	2,101	3,400	0	0	0
6221 Telephone Services	14,836	22,130	16,400	11,362	22,603	23,000	23,000	0
6240 Repair & Maintenance Serv	0	0	0	195	195	0	0	0
6249 Sundry Repair & Maint	18,983	30,221	26,383	27,559	26,383	64,317	64,317	0
6250 Court Related Services	3,138	1,429	2,500	61	1,000	2,500	2,500	0
6320 Publications/Dues/Supscription	57	75	125	64	125	125	125	0
6330 Travel	13,357	5,766	13,000	2,521	6,030	7,500	7,500	0
6420 Training Expense	11,610	14,730	11,388	8,296	11,388	14,050	14,050	0
6460 Program Expenses	0	1,920	3,000	1,374	3,000	3,000	3,000	0
6470 Non Capital Outlay	2,071	0	0	0	0	0	0	0
6532 Building/Office Lease	50,522	50,485	52,172	28,277	52,172	84,053	84,053	0
6710 Equipment/Furniture	3,999	0	0	0	0	0	0	0
6800 Cost Allocations	(767)	0	0	0	0	0	0	0
6820 Human Services Cost Allocation	(1,014,620)	(1,057,712)	(1,328,048)	(497,387)	(1,259,374)	(1,716,402)	(1,716,402)	0
Total Expenditures	3,007,509	2,895,375	3,311,890	1,901,399	3,448,422	3,507,132	3,503,729	0
COUNTY SHARE	(2,808,665)	(2,704,286)	(3,094,390)	(1,778,608)	(3,101,758)	(3,102,038)	(3,098,635)	0

**ROCK COUNTY, WISCONSIN
P02 - 2022 BUDGET REPORT**

SS HUMAN SERVICES
36 HUMAN SERVICES

Org Key and Description	2019	2020	2021	Actual As of	12/31/2021	2022	2022	County
<u>Object Code and Description</u>	<u>Actual</u>	<u>Actual</u>	<u>Budget</u>	<u>6/30/2021</u>	<u>Estimate</u>	<u>Department Request</u>	<u>Admin Recommends</u>	<u>Board Approved</u>
3691 Children's Long Term Support								
Revenues:								
4210 Federal Aid	4,015,660	5,019,914	3,384,110	907,050	6,412,001	10,851,969	10,851,969	0
4410 Miscellaneous Fees	17,950	8,852	20,204	8,891	20,204	20,204	20,204	0
Total Revenues	4,033,610	5,028,766	3,404,314	915,941	6,432,205	10,872,173	10,872,173	0
Expenditures:								
6110 Productive Wages	1,141,364	1,513,351	1,908,969	774,799	1,884,511	3,753,619	3,753,619	0
6121 Overtime Wages-Productive	6,386	3,904	5,000	1,418	7,000	5,000	5,000	0
6140 FICA	87,767	115,676	146,417	59,302	144,700	287,539	287,539	0
6150 Retirement	75,287	102,046	129,192	52,322	127,677	244,310	244,310	0
6160 Insurance Benefits	431,507	553,155	621,379	612,378	559,238	1,197,598	1,197,598	0
6190 Other Personal Services	1,266	0	1,776	434	1,302	0	0	0
6210 Professional Services	71,300	80,800	113,120	113,120	113,120	157,560	157,560	0
6221 Telephone Services	12,146	22,016	16,684	13,373	26,434	46,400	46,400	0
6249 Sundry Repair & Maint	12,049	22,587	23,252	17,349	19,252	106,406	106,406	0
6250 Court Related Services	4,440	222	2,000	672	1,500	2,000	2,000	0
6330 Travel	38,963	22,018	40,000	12,987	31,170	70,000	70,000	0
6420 Training Expense	1,995	690	4,950	273	4,950	21,300	21,300	0
6460 Program Expenses	2,120,150	2,736,381	306,250	36,795	3,383,241	4,323,089	4,323,089	0
6470 Non Capital Outlay	1,429	0	0	0	0	0	0	0
6532 Building/Office Lease	33,439	33,439	34,108	0	34,108	175,522	175,522	0
6710 Equipment/Furniture	13,583	0	7,800	0	0	0	0	0
6820 Human Services Cost Allocation	226,741	294,988	295,959	215,027	346,544	734,372	734,372	0
Total Expenditures	4,279,812	5,501,273	3,656,856	1,910,249	6,684,747	11,124,715	11,124,715	0
 COUNTY SHARE	 (246,202)	 (472,507)	 (252,542)	 (994,308)	 (252,542)	 (252,542)	 (252,542)	 0

**ROCK COUNTY, WISCONSIN
P02 - 2022 BUDGET REPORT**

SS HUMAN SERVICES
36 HUMAN SERVICES

Org Key and Description	2019	2020	2021	Actual As of	12/31/2021	2022	2022	County
<u>Object Code and Description</u>	<u>Actual</u>	<u>Actual</u>	<u>Budget</u>	<u>6/30/2021</u>	<u>Estimate</u>	<u>Department</u>	<u>Admin</u>	<u>Board</u>
						<u>Request</u>	<u>Recommends</u>	<u>Approved</u>
3693 STR Opiod Grant								
Revenues:								
4210 Federal Aid	0	187,490	226,288	116,872	285,252	379,045	379,045	0
4220 State Aid	141,588	0	0	0	0	0	0	0
4500 Intergov Charges-Federal	2,248	0	0	503	0	0	0	0
Total Revenues	143,836	187,490	226,288	117,375	285,252	379,045	379,045	0
Expenditures:								
6210 Professional Services	17,025	0	0	0	41,750	0	0	0
6217 Medical Services	2,492	5,540	6,500	646	1,200	2,000	2,000	0
6460 Program Expenses	53,957	35,546	95,744	7,380	41,000	69,152	69,152	0
6820 Human Services Cost Allocation	70,362	146,405	124,044	71,473	201,302	307,893	307,893	0
Total Expenditures	143,836	187,491	226,288	79,499	285,252	379,045	379,045	0
 COUNTY SHARE	 0	 (1)	 0	 37,876	 0	 0	 0	 0

**ROCK COUNTY, WISCONSIN
P02 - 2022 BUDGET REPORT**

SS HUMAN SERVICES
36 HUMAN SERVICES

Org Key and Description	2019	2020	2021	Actual As of	12/31/2021	2022	2022	County
<u>Object Code and Description</u>	<u>Actual</u>	<u>Actual</u>	<u>Budget</u>	<u>6/30/2021</u>	<u>Estimate</u>	<u>Department</u>	<u>Admin</u>	<u>Board</u>
						<u>Request</u>	<u>Recommends</u>	<u>Approved</u>
3694 AODA INNER CITY								
Revenues:								
4210 Federal Aid	49,829	50,000	100,000	0	50,000	50,000	50,000	0
Total Revenues	49,829	50,000	100,000	0	50,000	50,000	50,000	0
Expenditures:								
6210 Professional Services	47,400	47,310	79,310	0	47,310	47,310	47,310	0
6460 Program Expenses	0	0	18,000	0	0	0	0	0
6820 Human Services Cost Allocation	2,429	2,690	2,690	0	2,690	2,690	2,690	0
Total Expenditures	49,829	50,000	100,000	0	50,000	50,000	50,000	0
 COUNTY SHARE	 0	 0	 0	 0	 0	 0	 0	 0

**ROCK COUNTY, WISCONSIN
P02 - 2022 BUDGET REPORT**

SS HUMAN SERVICES
36 HUMAN SERVICES

Org Key and Description	2019	2020	2021	Actual As of	12/31/2021	2022	2022	County
<u>Object Code and Description</u>	<u>Actual</u>	<u>Actual</u>	<u>Budget</u>	<u>6/30/2021</u>	<u>Estimate</u>	<u>Department</u>	<u>Admin</u>	<u>Board</u>
						<u>Request</u>	<u>Recommends</u>	<u>Approved</u>
3695 COVID BH								
Revenues:								
4210 Federal Aid	0	35,280	0	34,260	253,166	0	0	0
Total Revenues	0	35,280	0	34,260	253,166	0	0	0
Expenditures:								
6210 Professional Services	0	9,698	0	45,227	100,034	0	0	0
6460 Program Expenses	0	25,583	0	69,469	153,132	0	0	0
Total Expenditures	0	35,281	0	114,696	253,166	0	0	0
 COUNTY SHARE	 0	 (1)	 0	 (80,436)	 0	 0	 0	 0

**ROCK COUNTY, WISCONSIN
P02 - 2022 BUDGET REPORT**

SS HUMAN SERVICES
36 HUMAN SERVICES

Org Key and Description	2019	2020	2021	Actual As of	12/31/2021	2022	2022	County
<u>Object Code and Description</u>	<u>Actual</u>	<u>Actual</u>	<u>Budget</u>	<u>6/30/2021</u>	<u>Estimate</u>	<u>Department Request</u>	<u>Admin Recommends</u>	<u>Board Approved</u>
3696 TREATMENT ALTERNATIVE PROGRAM								
Revenues:								
4210 Federal Aid	225,000	225,000	225,000	0	225,000	225,000	225,000	0
4410 Miscellaneous Fees	50,385	44,098	0	0	46,186	0	0	0
4430 Medical Charges for Services	215	82	0	328	820	984	984	0
4500 Intergov Charges-Federal	11,844	6,400	10,000	4,198	8,500	8,500	8,500	0
Total Revenues	287,444	275,580	235,000	4,526	280,506	234,484	234,484	0
Expenditures:								
6210 Professional Services	21,484	0	0	0	0	0	0	0
6217 Medical Services	39,850	33,570	40,000	12,804	34,000	40,000	40,000	0
6420 Training Expense	0	1,810	4,570	666	1,500	4,570	4,570	0
6460 Program Expenses	2,799	1,441	3,000	485	2,800	2,500	2,500	0
6532 Building/Office Lease	5,148	5,410	5,518	3,183	5,518	2,472	2,472	0
6820 Human Services Cost Allocation	218,164	238,363	239,472	117,880	236,688	249,594	249,594	0
Total Expenditures	287,445	280,594	292,560	135,018	280,506	299,136	299,136	0
COUNTY SHARE	(1)	(5,014)	(57,560)	(130,492)	0	(64,652)	(64,652)	0

**ROCK COUNTY, WISCONSIN
P02 - 2022 BUDGET REPORT**

SS HUMAN SERVICES
36 HUMAN SERVICES

Org Key and Description	2019	2020	2021	Actual As of	12/31/2021	2022	2022	County
<u>Object Code and Description</u>	<u>Actual</u>	<u>Actual</u>	<u>Budget</u>	<u>6/30/2021</u>	<u>Estimate</u>	<u>Department Request</u>	<u>Admin Recommends</u>	<u>Board Approved</u>
3700 AODA BLOCK GRANT								
Revenues:								
4210 Federal Aid	271,809	493,782	343,850	121,122	343,850	343,850	343,850	0
4220 State Aid	795,538	821,034	821,034	205,259	821,034	821,034	821,034	0
4430 Medical Charges for Services	0	0	7,000	0	1,000	1,000	1,000	0
4500 Intergov Charges-Federal	0	0	500,000	0	350,000	385,000	385,000	0
Total Revenues	1,067,347	1,314,816	1,671,884	326,381	1,515,884	1,550,884	1,550,884	0
Expenditures:								
6210 Professional Services	550,126	1,011,547	2,325,853	294,962	2,189,889	2,156,877	2,156,877	0
6217 Medical Services	0	0	0	58	1,200	4,500	4,500	0
6260 Human Services	858	0	1,844,766	0	2,500,400	2,029,400	2,029,400	0
6420 Training Expense	0	1,396	0	2,117	2,700	3,000	3,000	0
6460 Program Expenses	72,717	170,465	1,199,000	80,386	1,396,866	1,417,669	1,417,669	0
6800 Cost Allocations	0	0	0	0	0	(251,341)	(251,341)	0
6820 Human Services Cost Allocation	146,985	144,268	376,481	103,881	310,000	385,995	385,995	0
Total Expenditures	770,686	1,327,676	5,746,100	481,404	6,401,055	5,746,100	5,746,100	0
 COUNTY SHARE	 296,661	 (12,860)	 (4,074,216)	 (155,023)	 (4,885,171)	 (4,195,216)	 (4,195,216)	 0

**ROCK COUNTY, WISCONSIN
P02 - 2022 BUDGET REPORT**

SS HUMAN SERVICES
36 HUMAN SERVICES

Org Key and Description	2019	2020	2021	Actual As of	12/31/2021	2022	2022	County
<u>Object Code and Description</u>	<u>Actual</u>	<u>Actual</u>	<u>Budget</u>	<u>6/30/2021</u>	<u>Estimate</u>	<u>Department Request</u>	<u>Admin Recommends</u>	<u>Board Approved</u>
3702 DRUG COURT SERVICES								
Revenues:								
4410 Miscellaneous Fees	0	0	0	278	0	0	0	0
Total Revenues	0	0	0	278	0	0	0	0
Expenditures:								
6217 Medical Services	59,893	44,529	60,500	15,498	45,000	60,000	60,000	0
6420 Training Expense	0	5,654	5,800	1,758	3,000	5,800	5,800	0
6460 Program Expenses	23,324	9,953	12,500	4,462	12,500	12,000	12,000	0
6532 Building/Office Lease	16,379	17,019	17,359	9,729	17,359	8,652	8,652	0
6800 Cost Allocations	(328,918)	(318,918)	(318,918)	(130,956)	(318,918)	(318,918)	(318,918)	0
6820 Human Services Cost Allocation	249,665	266,258	295,938	141,296	275,841	310,630	310,630	0
Total Expenditures	20,343	24,495	73,179	41,787	34,782	78,164	78,164	0
 COUNTY SHARE	 (20,343)	 (24,495)	 (73,179)	 (41,509)	 (34,782)	 (78,164)	 (78,164)	 0

**ROCK COUNTY, WISCONSIN
P02 - 2022 BUDGET REPORT**

SS HUMAN SERVICES
36 HUMAN SERVICES

Org Key and Description	2019	2020	2021	Actual As of	12/31/2021	2022	2022	County
<u>Object Code and Description</u>	<u>Actual</u>	<u>Actual</u>	<u>Budget</u>	<u>6/30/2021</u>	<u>Estimate</u>	<u>Department Request</u>	<u>Admin Recommends</u>	<u>Board Approved</u>
3704 INTOXICATED DRIVER PROGRAM								
Revenues:								
4410 Miscellaneous Fees	183,654	144,366	209,026	115,700	176,563	191,812	191,812	0
4520 Intergov Charges-Municipality	132,731	123,412	133,500	70,264	161,050	140,000	140,000	0
Total Revenues	316,385	267,778	342,526	185,964	337,613	331,812	331,812	0
Expenditures:								
6210 Professional Services	1,194	9,516	5,000	6,161	14,000	15,000	15,000	0
6250 Court Related Services	3,331	3,504	6,000	781	2,400	3,500	3,500	0
6460 Program Expenses	4,035	4,055	4,100	1,270	2,530	3,000	3,000	0
6532 Building/Office Lease	14,507	14,813	15,111	8,734	15,111	9,889	9,889	0
6710 Equipment/Furniture	1,876	0	0	0	0	0	0	0
6820 Human Services Cost Allocation	291,442	235,890	312,315	116,986	303,572	300,423	300,423	0
Total Expenditures	316,385	267,778	342,526	133,932	337,613	331,812	331,812	0
 COUNTY SHARE	 0	 0	 0	 52,032	 0	 0	 0	 0

**ROCK COUNTY, WISCONSIN
P02 - 2022 BUDGET REPORT**

SS HUMAN SERVICES
36 HUMAN SERVICES

Org Key and Description	2019	2020	2021	Actual As of	12/31/2021	2022	2022	County
<u>Object Code and Description</u>	<u>Actual</u>	<u>Actual</u>	<u>Budget</u>	<u>6/30/2021</u>	<u>Estimate</u>	<u>Department</u>	<u>Admin</u>	<u>Board</u>
						<u>Request</u>	<u>Recommends</u>	<u>Approved</u>
3705 JUVENILE COURT AODA								
Revenues:								
4220 State Aid	40,508	0	0	0	0	0	0	0
Total Revenues	40,508	0	0	0	0	0	0	0
Expenditures:								
6460 Program Expenses	38,434	0	0	0	0	0	0	0
6820 Human Services Cost Allocation	2,074	0	0	0	0	0	0	0
Total Expenditures	40,508	0	0	0	0	0	0	0
 COUNTY SHARE	 0	 0	 0	 0	 0	 0	 0	 0

**ROCK COUNTY, WISCONSIN
P02 - 2022 BUDGET REPORT**

SS HUMAN SERVICES
36 HUMAN SERVICES

Org Key and Description	2019	2020	2021	Actual As of	12/31/2021	2022	2022	County
<u>Object Code and Description</u>	<u>Actual</u>	<u>Actual</u>	<u>Budget</u>	<u>6/30/2021</u>	<u>Estimate</u>	<u>Department Request</u>	<u>Admin Recommends</u>	<u>Board Approved</u>
3706 Community Support								
Revenues:								
4410 Miscellaneous Fees	27,280	22,060	27,300	12,075	24,600	25,200	25,200	0
4430 Medical Charges for Services	306	328	650	139	300	300	300	0
4500 Intergov Charges-Federal	1,272,942	1,038,050	1,209,000	461,475	1,105,000	1,290,000	1,290,000	0
Total Revenues	1,300,528	1,060,438	1,236,950	473,689	1,129,900	1,315,500	1,315,500	0
Expenditures:								
6110 Productive Wages	2,274,179	2,384,421	2,366,851	1,059,123	2,354,521	2,541,874	2,540,686	0
6121 Overtime Wages-Productive	13,695	23,146	13,000	6,710	15,000	15,000	15,000	0
6140 FICA	165,968	176,403	177,069	81,132	181,268	195,014	194,923	0
6150 Retirement	145,245	150,889	148,601	68,656	159,943	150,943	150,866	0
6160 Insurance Benefits	450,619	478,839	526,163	517,144	526,163	537,294	537,294	0
6190 Other Personal Services	4,871	1,408	3,804	2,216	3,332	1,430	1,430	0
6210 Professional Services	117,645	129,280	141,400	141,400	141,400	141,400	141,400	0
6217 Medical Services	3,316	3,204	6,000	0	6,000	11,000	11,000	0
6220 Utility Services	5,069	4,374	4,800	2,283	4,800	4,800	4,800	0
6221 Telephone Services	17,409	19,368	17,750	10,072	20,201	20,000	20,000	0
6249 Sundry Repair & Maint	18,676	32,811	27,444	23,640	27,444	59,586	59,586	0
6250 Court Related Services	4,820	4,432	5,500	2,404	5,500	5,500	5,500	0
6330 Travel	100,620	75,451	100,000	37,679	83,800	90,000	90,000	0
6420 Training Expense	2,712	948	4,650	423	4,650	4,770	4,770	0
6460 Program Expenses	10,309	13,199	15,000	2,434	9,409	12,500	12,500	0
6470 Non Capital Outlay	2,214	0	0	0	0	0	0	0
6490 Other Supplies	6,686	4,442	500	2,025	4,000	1,000	1,000	0
6532 Building/Office Lease	138,699	146,491	149,940	93,581	149,940	101,354	101,354	0
6710 Equipment/Furniture	10,878	0	0	0	0	0	0	0
6820 Human Services Cost Allocation	321,717	299,712	356,601	189,035	341,947	332,399	332,399	0
Total Expenditures	3,815,347	3,948,818	4,065,073	2,239,957	4,039,318	4,225,864	4,224,508	0
COUNTY SHARE	(2,514,819)	(2,888,380)	(2,828,123)	(1,766,268)	(2,909,418)	(2,910,364)	(2,909,008)	0

**ROCK COUNTY, WISCONSIN
P02 - 2022 BUDGET REPORT**

SS HUMAN SERVICES
36 HUMAN SERVICES

Org Key and Description	2019	2020	2021	Actual As of	12/31/2021	2022	2022	County
<u>Object Code and Description</u>	<u>Actual</u>	<u>Actual</u>	<u>Budget</u>	<u>6/30/2021</u>	<u>Estimate</u>	<u>Department Request</u>	<u>Admin Recommends</u>	<u>Board Approved</u>
3707 Comprehensive Community Supp								
Revenues:								
4220 State Aid	0	465	0	0	0	0	0	0
4500 Intergov Charges-Federal	4,503,445	4,578,714	7,135,974	1,586,640	5,685,562	8,288,850	8,283,427	0
Total Revenues	4,503,445	4,579,179	7,135,974	1,586,640	5,685,562	8,288,850	8,283,427	0
Expenditures:								
6110 Productive Wages	2,768,287	3,464,582	3,688,668	1,612,673	3,644,438	4,283,324	4,278,574	0
6121 Overtime Wages-Productive	18,121	24,243	12,000	10,235	25,000	20,000	20,000	0
6140 FICA	212,091	263,166	280,720	123,606	280,712	326,699	326,335	0
6150 Retirement	173,691	221,154	246,616	102,767	247,687	279,718	279,409	0
6160 Insurance Benefits	754,023	925,662	1,008,709	994,135	1,008,709	1,122,167	1,122,167	0
6190 Other Personal Services	3,465	1,145	1,706	1,521	2,492	1,430	1,430	0
6210 Professional Services	185,380	266,640	278,760	278,760	278,760	266,640	266,640	0
6217 Medical Services	5,000	9,046	15,000	7,459	15,000	23,500	23,500	0
6221 Telephone Services	35,184	47,039	37,300	21,590	43,164	45,000	45,000	0
6249 Sundry Repair & Maint	37,954	62,033	55,168	45,373	55,168	133,672	133,672	0
6250 Court Related Services	1,865	446	2,000	870	750	2,000	2,000	0
6310 Office Supplies	10,522	0	0	0	0	0	0	0
6330 Travel	126,161	52,156	126,000	22,327	52,000	75,000	75,000	0
6420 Training Expense	5,002	12,623	10,634	4,341	10,634	28,365	28,365	0
6460 Program Expenses	437,999	625,484	425,000	404,771	624,643	630,000	630,000	0
6470 Non Capital Outlay	4,500	0	0	0	0	0	0	0
6532 Building/Office Lease	65,392	67,427	68,799	32,070	68,799	183,003	183,003	0
6710 Equipment/Furniture	15,205	0	0	0	0	0	0	0
6820 Human Services Cost Allocation	675,886	717,707	878,894	418,452	850,769	868,332	868,332	0
Total Expenditures	5,535,728	6,760,553	7,135,974	4,080,950	7,208,725	8,288,850	8,283,427	0
COUNTY SHARE	(1,032,283)	(2,181,374)	0	(2,494,310)	(1,523,163)	0	0	0

**ROCK COUNTY, WISCONSIN
P02 - 2022 BUDGET REPORT**

SS HUMAN SERVICES
36 HUMAN SERVICES

Org Key and Description	2019	2020	2021	Actual As of	12/31/2021	2022	2022	County
<u>Object Code and Description</u>	<u>Actual</u>	<u>Actual</u>	<u>Budget</u>	<u>6/30/2021</u>	<u>Estimate</u>	<u>Department</u>	<u>Admin</u>	<u>Board</u>
						<u>Request</u>	<u>Recommends</u>	<u>Approved</u>
3708 BIRTH TO THREE								
Revenues:								
4210 Federal Aid	328,155	376,663	376,663	0	376,663	328,155	328,155	0
4430 Medical Charges for Services	0	0	4,000	0	0	0	0	0
4500 Intergov Charges-Federal	214,380	67,150	0	24,400	65,000	47,000	47,000	0
4700 Transfer In	194,322	0	0	0	0	0	0	0
Total Revenues	736,857	443,813	380,663	24,400	441,663	375,155	375,155	0
Expenditures:								
6210 Professional Services	1,506,978	1,102,362	1,346,960	285,270	1,360,279	1,469,115	1,469,115	0
6820 Human Services Cost Allocation	40,087	32,748	38,615	0	38,615	40,132	40,132	0
Total Expenditures	1,547,065	1,135,110	1,385,575	285,270	1,398,894	1,509,247	1,509,247	0
 COUNTY SHARE	 (810,208)	 (691,297)	 (1,004,912)	 (260,870)	 (957,231)	 (1,134,092)	 (1,134,092)	 0

**ROCK COUNTY, WISCONSIN
P02 - 2022 BUDGET REPORT**

SS HUMAN SERVICES
36 HUMAN SERVICES

Org Key and Description	2019	2020	2021	Actual As of	12/31/2021	2022	2022	County
<u>Object Code and Description</u>	<u>Actual</u>	<u>Actual</u>	<u>Budget</u>	<u>6/30/2021</u>	<u>Estimate</u>	<u>Department Request</u>	<u>Admin Recommends</u>	<u>Board Approved</u>
3709 OWI COURT								
Revenues:								
4220 State Aid	214,689	222,025	226,825	93,610	224,125	226,825	226,825	0
4410 Miscellaneous Fees	14,370	977	32,774	940	9,591	37,819	37,819	0
Total Revenues	229,059	223,002	259,599	94,550	233,716	264,644	264,644	0
Expenditures:								
6217 Medical Services	59,656	56,180	63,000	22,915	58,000	65,000	65,000	0
6250 Court Related Services	2,800	635	1,500	291	1,000	1,500	1,500	0
6420 Training Expense	0	36	1,435	985	1,435	1,435	1,435	0
6460 Program Expenses	7,708	4,454	6,200	1,957	5,800	5,000	5,000	0
6532 Building/Office Lease	10,763	10,889	11,118	6,424	11,118	6,180	6,180	0
6820 Human Services Cost Allocation	148,132	150,808	176,346	75,311	156,363	185,529	185,529	0
Total Expenditures	229,059	223,002	259,599	107,883	233,716	264,644	264,644	0
 COUNTY SHARE	 0	 0	 0	 (13,333)	 0	 0	 0	 0

**ROCK COUNTY, WISCONSIN
P02 - 2022 BUDGET REPORT**

SS HUMAN SERVICES
36 HUMAN SERVICES

Org Key and Description	2019	2020	2021	Actual As of	12/31/2021	2022	2022	County
<u>Object Code and Description</u>	<u>Actual</u>	<u>Actual</u>	<u>Budget</u>	<u>6/30/2021</u>	<u>Estimate</u>	<u>Department</u>	<u>Admin</u>	<u>Board</u>
						<u>Request</u>	<u>Recommends</u>	<u>Approved</u>
3710 CSP FUNDS								
Revenues:								
4430 Medical Charges for Services	45,048	2,142	0	0	0	0	0	0
4500 Intergov Charges-Federal	457,583	384,733	0	128,586	0	0	0	0
Total Revenues	502,631	386,875	0	128,586	0	0	0	0
Expenditures:								
6210 Professional Services	1,509,841	1,532,891	0	554,970	0	0	0	0
6260 Human Services	1,897,747	2,043,736	0	1,262,165	0	0	0	0
6460 Program Expenses	909,849	1,044,584	0	637,915	0	0	0	0
Total Expenditures	4,317,437	4,621,211	0	2,455,050	0	0	0	0
 COUNTY SHARE	 (3,814,806)	 (4,234,336)	 0	 (2,326,464)	 0	 0	 0	 0

**ROCK COUNTY, WISCONSIN
P02 - 2022 BUDGET REPORT**

SS HUMAN SERVICES
36 HUMAN SERVICES

Org Key and Description	2019	2020	2021	Actual As of	12/31/2021	2022	2022	County
<u>Object Code and Description</u>	<u>Actual</u>	<u>Actual</u>	<u>Budget</u>	<u>6/30/2021</u>	<u>Estimate</u>	<u>Department</u>	<u>Admin</u>	<u>Board</u>
						<u>Request</u>	<u>Recommends</u>	<u>Approved</u>
3711 NNAI MEDICAL ASSISTED TREATMNT								
Revenues:								
4220 State Aid	52,412	23,523	45,915	(22,453)	45,915	45,915	45,915	0
Total Revenues	52,412	23,523	45,915	(22,453)	45,915	45,915	45,915	0
Expenditures:								
6420 Training Expense	396	120	0	0	0	0	0	0
6460 Program Expenses	51,249	23,403	45,915	14,550	45,915	45,915	45,915	0
6820 Human Services Cost Allocation	767	0	0	0	0	0	0	0
Total Expenditures	52,412	23,523	45,915	14,550	45,915	45,915	45,915	0
 COUNTY SHARE	 0	 0	 0	 (37,003)	 0	 0	 0	 0

**ROCK COUNTY, WISCONSIN
P02 - 2022 BUDGET REPORT**

SS HUMAN SERVICES
36 HUMAN SERVICES

Org Key and Description <u>Object Code and Description</u>	2019 <u>Actual</u>	2020 <u>Actual</u>	2021 <u>Budget</u>	Actual As of <u>6/30/2021</u>	12/31/2021 <u>Estimate</u>	2022 <u>Department Request</u>	2022 <u>Admin Recommends</u>	County <u>Board Approved</u>
3713 SHELTER PLUS CARE								
Revenues:								
Total Revenues	0	0	0	0	0	0	0	0
Expenditures:								
Total Expenditures	0	0	0	0	0	0	0	0
 COUNTY SHARE	 0	 0	 0	 0	 0	 0	 0	 0

**ROCK COUNTY, WISCONSIN
P02 - 2022 BUDGET REPORT**

SS HUMAN SERVICES
36 HUMAN SERVICES

Org Key and Description	2019	2020	2021	Actual As of	12/31/2021	2022	2022	County
<u>Object Code and Description</u>	<u>Actual</u>	<u>Actual</u>	<u>Budget</u>	<u>6/30/2021</u>	<u>Estimate</u>	<u>Department</u>	<u>Admin</u>	<u>Board</u>
						<u>Request</u>	<u>Recommends</u>	<u>Approved</u>
3715 OWI Discretionary Grant								
Revenues:								
4210 Federal Aid	0	0	0	0	79,888	0	0	0
Total Revenues	0	0	0	0	79,888	0	0	0
Expenditures:								
6217 Medical Services	0	0	0	90	12,000	0	0	0
6250 Court Related Services	0	0	0	0	400	0	0	0
6420 Training Expense	0	0	0	600	3,500	0	0	0
6460 Program Expenses	0	0	0	0	988	0	0	0
6820 Human Services Cost Allocation	0	0	0	2,283	63,000	0	0	0
Total Expenditures	0	0	0	2,973	79,888	0	0	0
 COUNTY SHARE	 0	 0	 0	 (2,973)	 0	 0	 0	 0

**ROCK COUNTY, WISCONSIN
P02 - 2022 BUDGET REPORT**

SS HUMAN SERVICES
36 HUMAN SERVICES

Org Key and Description	2019	2020	2021	Actual As of	12/31/2021	2022	2022	County
<u>Object Code and Description</u>	<u>Actual</u>	<u>Actual</u>	<u>Budget</u>	<u>6/30/2021</u>	<u>Estimate</u>	<u>Department Request</u>	<u>Admin Recommends</u>	<u>Board Approved</u>
3730 JOB CENTER								
Revenues:								
4480 Rents & Commissions	654,735	564,428	515,405	292,666	576,445	0	0	0
Total Revenues	654,735	564,428	515,405	292,666	576,445	0	0	0
Expenditures:								
6110 Productive Wages	72,048	75,085	75,100	34,048	75,576	78,929	78,929	0
6121 Overtime Wages-Productive	0	0	100	161	200	100	100	0
6140 FICA	5,120	5,709	5,754	2,617	5,797	6,047	6,047	0
6150 Retirement	4,390	5,075	5,076	2,309	5,115	5,137	5,137	0
6160 Insurance Benefits	24,221	25,536	33,887	33,380	33,887	33,729	33,729	0
6210 Professional Services	7,130	12,120	12,120	12,120	12,120	8,080	8,080	0
6213 Financial Services	2,500	2,625	2,756	0	2,756	0	0	0
6221 Telephone Services	10,110	3,904	6,200	1,247	2,592	2,700	2,700	0
6310 Office Supplies	3,411	877	3,000	246	360	0	0	0
6330 Travel	26	0	20	0	0	0	0	0
6420 Training Expense	0	69	300	325	300	300	300	0
6510 Insurance Expense	1,734	1,601	1,900	0	1,900	0	0	0
6532 Building/Office Lease	214,736	208,574	194,192	98,689	194,192	0	0	0
6540 Depreciation	174,247	174,247	175,000	0	175,000	0	0	0
6600 Debt Service	23,148	19,428	0	0	0	0	0	0
6710 Equipment/Furniture	4,600	0	0	0	0	0	0	0
Total Expenditures	547,421	534,850	515,405	185,142	509,795	135,022	135,022	0
 COUNTY SHARE	 107,314	 29,578	 0	 107,524	 66,650	 (135,022)	 (135,022)	 0

**ROCK COUNTY, WISCONSIN
P02 - 2022 BUDGET REPORT**

SS HUMAN SERVICES
36 HUMAN SERVICES

Org Key and Description <u>Object Code and Description</u>	2019 <u>Actual</u>	2020 <u>Actual</u>	2021 <u>Budget</u>	Actual As of <u>6/30/2021</u>	12/31/2021 <u>Estimate</u>	2022 Department <u>Request</u>	2022 Admin <u>Recommends</u>	County Board <u>Approved</u>
Total For Location: HUMAN SERVICES	(22,626,088)	(22,296,708)	(23,949,762)	(21,848,563)	(23,930,316)	(24,163,943)	(24,133,251)	0

**ROCK COUNTY, WISCONSIN
P02 - 2022 BUDGET REPORT**

SS HUMAN SERVICES
36 HUMAN SERVICES

Org Key and Description <u>Object Code and Description</u>	2019 <u>Actual</u>	2020 <u>Actual</u>	2021 <u>Budget</u>	Actual As of <u>6/30/2021</u>	12/31/2021 <u>Estimate</u>	2022 Department <u>Request</u>	2022 Admin <u>Recommends</u>	County Board <u>Approved</u>
TOTAL FOR HUMAN SERVICES	(22,626,088)	(22,296,708)	(23,949,762)	(21,848,563)	(23,930,316)	(24,163,943)	(24,133,251)	0